

AXIS/CO/CS/257/2021-22

31st August, 2021

Chief Manager,
Listing & Compliance Department
National Stock Exchange of India Limited
Exchange Plaza, 5th Floor
Plot No. C/1, "G" Block
Bandra-Kurla Complex
Bandra (E), Mumbai – 400 051

The Deputy General Manager,
Listing Department
BSE Limited
1st Floor, New Trading Ring,
Rotunda Building
P. J. Towers, 'Dalal Street Fort,
Mumbai – 400 001

NSE Symbol: AXISBANK

BSE Scrip Code : 532215

Dear Sir(s),

SUB.: DISCLOSURE UNDER REGULATION 30 READ WITH PARA A OF SCHEDULE III OF THE SECURITIES AND EXCHANGE BOARD OF INDIA (LISTING OBLIGATIONS AND DISCLOSURE REQUIREMENTS) REGULATIONS, 2015.

Enclosed, please find the schedule of Analyst / Investor meeting / interactions held at Mumbai on 30th August, 2021, in terms of the captioned subject. Further, we also enclose herewith the presentation made at the said meeting.

The same is being uploaded on the website of the Bank www.axisbank.com

You are requested to take note of above and arrange to bring it to the notice of all concerned.

Thanking You.

Yours Sincerely,
For Axis Bank Limited

Girish V. Koliyote
Company Secretary

Encl: as above

	Place: Mumbai
	Virtual Interactions held on 30th August 2021
Sr. No.	Institution Name
1	Aberdeen Asset Management Asia
2	Affin Hwang Asset Management
3	AIA Group
4	AIG
5	Allianz Global Investors
6	Amundi
7	Aperture Investors
8	Bank Julius Baer
9	BEA Union Investment Management
10	CISI Financial
11	China Life Franklin AM
12	China Asset Management
13	Credit Suisse
14	CreditSights
15	DBS Bank
16	Fidelity International
17	Flaherty & Crumrine
18	FSI
19	Fullerton Fund Management
20	GAM Holding
21	Harvest Global
22	HSBC PB
23	Invesco
24	Lombard Odier Investment Management
25	Macquarie
26	Maitri Asset Management
27	Manulife Asset Management
28	MetLife Investment Management
29	MFS Investment Management
30	Millenium Partners
31	Modular Asset Management
32	National Bank of Oman
33	Natixis Investment Managers
34	Nikko Asset Management
35	Ninety One
36	NN Investment Partners
37	Nomura Asset Management
38	Payden & Rygel Global
39	Pictet Asset Management
40	PIMCO
41	Prudence Asset Management

AXIS BANK

Legal &CS: Axis House, Wadia International Centre, Pandurang Budhkar marg, Worli, Mumbai 400 025
Registered Address: "Trishul" - 3rd Floor, Opp. Samartheswar Temple, Near Law Garden, Ellisbridge,
Ahmedabad - 380006. Telephone No.: 079-26409322 Fax No.: 079-26409322
CIN : L65110GJ1993PLC020769 Website: www.axisbank.com



42	Robeco Singapore
43	Rosegrove
44	Seatown Holdings International
45	Segantii Capital Management
46	Sentosa Capital
47	Spectrum Asset Management
48	TCW Group
49	Tokio Marine Life Insurance
50	Triada Capital
51	Union Investment
52	UOB Asset Management
53	Varde Partners
54	Waha Capital
55	Zhong Ou Asset Management

AXIS BANK

Legal &CS: Axis House, Wadia International Centre, Pandurang Budhkar marg, Worli, Mumbai 400 025
Registered Address: "Trishul" - 3rd Floor, Opp. Samartheswar Temple, Near Law Garden, Ellisbridge,
Ahmedabad - 380006. Telephone No.: 079-26409322 Fax No.: 079-26409322
CIN : L65110GJ1993PLC020769 Website: www.axisbank.com



Axis Bank Limited

Investor Presentation

August 2021



Disclaimer



THIS PRESENTATION IS BEING PRESENTED TO YOU SOLELY FOR YOUR INFORMATION AND MAY NOT BE REPRODUCED, REDISTRIBUTED OR PASSED ON, DIRECTLY OR INDIRECTLY, TO ANY OTHER PERSON OR PUBLISHED, IN WHOLE OR IN PART, FOR ANY PURPOSE.

NOT FOR RELEASE, PUBLICATION OR DISTRIBUTION, DIRECTLY OR INDIRECTLY, IN OR INTO THE UNITED STATES, EXCEPT TO "QUALIFIED INSTITUTIONAL BUYERS" (AS DEFINED IN RULE 144A UNDER THE U.S. SECURITIES ACT) OR IN ANY OTHER JURISDICTION IN WHICH SUCH RELEASE, PUBLICATION OR DISTRIBUTION WOULD BE PROHIBITED BY APPLICABLE LAW.

This presentation and the accompanying slides (the "presentation") contain selected information about the activities of Axis Bank Limited (the "Bank" or the "Company") and its subsidiaries and affiliates (together, the "Group") as at the date of the presentation. It does not purport to present a comprehensive overview of the Group or contain all the information necessary to evaluate an investment in the Bank or the Group.

This presentation is for information purposes only and is not a prospectus, disclosure document or other offering document under any law, nor does it form part of, and should not be construed as, any present or future invitation, recommendation or offer to purchase or sell securities of the Group or an inducement to enter into investment activity in any jurisdiction. No part of this presentation nor the fact of its distribution should form the basis of, or be relied on in connection with, any contract or commitment or investment decision whatsoever. If there is any subsequent offering of any security of the Bank, it will be made pursuant to a separate and distinct offering documentation. Any decision to purchase securities in the context of an offering of securities (if any) should be made solely on the basis of information contained in the offering documentation published in relation to such offering.

This presentation is being communicated to selected persons who have professional experience in matters relating to investments for information purposes only and does not constitute a recommendation regarding any securities of the Group. Other persons should not rely or act upon this presentation or any of its contents.

The contents of this presentation are strictly confidential. By viewing or accessing the presentation, you acknowledge and agree that (i) the information contained herein is strictly confidential, (ii) the information is intended for the recipient only and, except with the prior written consent of the Bank, Axis Bank Limited, Singapore Branch, BNP Paribas, BofA Securities, Citigroup, HSBC, J.P. Morgan, Standard Chartered Bank (the "Joint Global Coordinators") and Crédit Agricole CIB, Emirates NBD Capital, Mashreqbank psc MUFG, Société Générale (the "Joint Bookrunners" and together with the Joint Global Coordinators, the "Joint Lead Managers"), (a) the information shall not be downloaded, recorded, disclosed, reproduced or distributed in any way to anyone else and (b) no part of these materials may be retained and taken away following this presentation and the participants must return this presentation and all other materials provided in connection herewith to the Bank at the completion of the presentation, and (iii) you are a person who is permitted under applicable law and regulation to receive information of the kind contained in this presentation and are either a Qualified Institutional Buyer (as defined in the Rule 144A under the U.S. Securities Act (as defined below) or outside the United States. The distribution of this presentation in certain jurisdictions may be restricted by law and recipients should inform themselves about and observe any such restrictions.

This document is for information purposes only and may be used for the sole purpose of considering whether to enter into a transaction with the Company to subscribe for securities. This document has not been and will not be registered as a "prospectus" (as defined in the Securities and Futures Act, Chapter 289 of Singapore ("SFA")) with the Monetary Authority of Singapore and may not be circulated or distributed in Singapore other than in compliance with the SFA and regulations made thereunder.

By attending and/or reading this document, you represent and warrant that you are an institutional investor (as defined in Section 4A of the SFA), a relevant person as defined in Section 275(2) of the SFA and in the case of an accredited investor, as defined under the Securities and Futures (Classes of Investors) Regulations 2018 or a person referred to in Section 275(1A) of the SFA and agree to be bound by all the restrictions under the SFA and contained herein.

Notification under Section 309B of the SFA and the Securities and Futures (Capital Markets Products) Regulations 2018 (the "CMP Regulations 2018"), the Bank has determined, and hereby notifies all relevant persons (as defined in Section 309A(1) of the SFA), the classification of the securities as prescribed capital markets products (as defined in the CMP Regulations 2018) and Excluded Investment Products (as defined in MAS Notice SFA 04-N12: Notice on the Sale of Investment Products and MAS Notice FAA-N16: Notice on Recommendations on Investment Products).

This presentation has been prepared on the basis that any offer of Notes in any Member State of the European Economic Area ("EEA") will be made pursuant to an exemption under the Prospectus Regulation from the requirement to publish a prospectus for offers of Notes. The expression "Prospectus Regulation" means Regulation (EU) 2017/1129, as amended.

This presentation is not addressed to or directed at person who is a retail investor in the EEA. For these purposes, a retail investor means a person who is one (or more) of: (i) a retail client as defined in point (11) of Article 4(1) of Directive 2014/65/EU (as amended, "MiFID II"); or (ii) a customer within the meaning of Directive (EU) 2016/97 (as amended, the "Insurance Distribution Directive"), where that customer would not qualify as a professional client as defined in point (10) of Article 4(1) of MiFID II. Consequently no key information document required by Regulation (EU) No 1286/2014 (as amended, the "PRIIPs Regulation") for offering or selling any securities of the Company or otherwise making them available to retail investors in the EEA has been prepared and therefore offering or selling any securities of the Company or otherwise making them available to any retail investor in the EEA may be unlawful under the PRIIPs Regulation.

This presentation has been prepared on the basis that any offer of the Notes in the UK will be made pursuant to an exemption under Regulation (EU) 2017/1129 as it forms part of domestic law by virtue of the EUWA (the "UK Prospectus Regulation") from a requirement to publish a prospectus for offers of Notes. This presentation is not a prospectus for the purpose of the UK Prospectus Regulation.

This presentation is not addressed to or directed at person who is a retail investor in the United Kingdom (the "UK"). For these purposes, a retail investor means a person who is one (or more) of: (i) a retail client, as defined in point (8) of Article 2 of Regulation (EU) No 2017/565 as it forms part of domestic law by virtue of the European Union (Withdrawal) Act 2018 (the "EUWA"); (ii) a customer within the meaning of the provisions of the the Financial Services and Markets Act 2000 ("FSMA") and any rules or regulations made under the FSMA to implement Directive (EU) 2016/97, where that customer would not qualify as a professional client, as defined in point (8) of Article 2(1) of Regulation (EU) No 600/2014 as it forms part of domestic law by virtue of the EUWA; or (iii) not a qualified investor as defined in Article 2 of Regulation (EU) 2017/1129 as it forms part of domestic law by virtue of the EUWA. Consequently, no key information document required by Regulation (EU) No 1286/2014 as it forms part of domestic law by virtue of the EUWA (the "UK PRIIPs Regulation") for offering or selling the Notes or otherwise making them available to retail investors in the UK has been prepared and, therefore, offering or selling the Notes or otherwise making them available to any retail investor in the UK may be unlawful under the UK PRIIPs Regulation.

This presentation is directed only to persons who (i) fall within Article 43(2)(b) of the Financial Services and Markets Act 2000 (Financial Promotion) Order 2005 (as amended, the "Financial Promotion Order"), (ii) have professional experience in matters relating to investments falling within Article 19(5) of the Financial Promotion Order, (iii) are persons falling within Article 49(2)(a) to (d) ("high net worth companies, unincorporated associations etc") of the Financial Promotion Order, (iv) are outside the United Kingdom, or (v) are persons to whom an invitation or inducement to engage in investment activity (within the meaning of section 21 of FSMA) in connection with the issue or sale of any securities may otherwise lawfully be communicated or caused to be communicated (all such persons together being referred to as "relevant persons"). This presentation is directed only at relevant persons and must not be acted on or relied on by persons who are not relevant persons. Any investment or investment activity to which this presentation relates is available only to relevant persons and will be engaged in only with relevant persons.

No PRIIPs KID – No PRIIPs key information document (KID) has been prepared as not available to retail in EEA or in the UK.

This presentation does not constitute or form part of any offer to purchase, a solicitation of an offer to purchase, a solicitation of an offer to sell, an offer to sell or an invitation or solicitation of an offer to sell, issue or subscribe for, securities in or into the United States or in any other jurisdiction. No securities mentioned herein have been, or will be, registered under the United States Securities Act of 1933, as amended (the "U.S. Securities Act"), or any state securities laws or other jurisdiction of the United States and no such securities may be offered or sold in or into the United States absent registration or an applicable exemption from, or in a transaction not subject to, the registration requirements under the U.S. Securities Act and any applicable state or local securities laws of the United States. Neither this document nor any related presentation nor any copy thereof may be taken or transmitted or distributed, directly or indirectly, into the United States (except to QIBs). The Company does not intend to register any portion of the proposed offering in the United States.

This presentation has been prepared by the Bank based on information and data which the Bank considers reliable, but none of the Bank and the Joint Lead Managers makes any representation or warranty, express or implied, as to and no reliance should be placed on, the fairness, accuracy, completeness or correctness of the information contained herein or any statement made in this presentation. The information contained in this presentation has been provided by the Company or, with respect to market data, industry data, and other industry statistics, derived from public or third-party sources and has not been independently verified. The Bank, each member of the Group, the Joint Lead Managers and their respective affiliates, directors, employees, advisers and representatives do not accept any liability for any facts made in or omitted from this presentation. To the maximum extent permitted by law, the Bank, each member of the Group, the Joint Lead Managers and their respective affiliates, directors, employees, advisers and representatives disclaim all liability and responsibility (including without limitation any liability arising from negligence or otherwise) for any direct or indirect loss or damage, howsoever arising, which may be suffered by any recipient through use of or reliance on anything contained in or omitted from or otherwise arising in connection with this presentation.

The Sustainable Financing Framework has been prepared by the Company, and has been reviewed by Sustainalytics. None of the Joint Lead Managers makes any representation or warranty, express or implied, concerning any information in the Sustainable Financing Framework, and nothing contained in the Sustainable Financing Framework is, or shall be relied upon as, a promise or representation, from the Joint Lead Managers. None of the Joint Lead Managers accept any responsibility for the contents of the Sustainable Financing Framework.

The information contained in, and the statements made in, this presentation should be considered in the context of the circumstances prevailing at the time. There is no obligation to update, modify or amend such information or statements or to otherwise notify any recipient if any information or statement set forth herein, changes or subsequently becomes inaccurate or outdated. The information contained in this document is provided as at the date of this document and is subject to change without notice.

Any investor that intends to deal in any existing or prospective securities of the Bank is required to make its own independent investigation and appraisal of the business and financial condition of the Group and the nature of the securities at the time of such dealing. No one has been authorised to give any information or to make any representations other than those contained in this presentation, and if given or made, such information or representations must not be relied upon as having been authorised by the Bank, the Joint Lead Managers or their respective affiliates. The information in this presentation does not constitute financial advice (nor investment, tax, accounting or legal advice) and does not take into account an investor's individual investment objectives, including the merits and risks involved in an investment in the Bank or its securities, or an investor's financial situation, tax position or particular needs.

Past performance information in this presentation should not be relied upon as an indication of (and is not an indicator of) future performance. This presentation contains "forward-looking statements". Such forward-looking statements involve known and unknown risks, uncertainties and other important factors beyond the Group's control that could cause the actual results, performance or achievements of any member of the Group to be materially different from future results, performance or achievements expressed or implied by such forward-looking statements. Similarly, statements about market and industry trends are based on interpretations of current market conditions which are also subject to change. Attendees are cautioned not to place undue reliance on forward-looking statements. No representation, warranty or assurance (express or implied) is given that the occurrence of the events expressed or implied in any forward-looking statements in this presentation will actually occur.

This presentation contains data sourced from and the views of independent third parties. In replicating such data in this document, none of the Bank and the Joint Lead Managers makes any representation, whether express or implied, as to the accuracy of such data. The replication of any third party views in this document should not necessarily be treated as an indication that the Bank or the Joint Lead Managers agrees with or concurs with such views.

A rating is not a recommendation to buy, sell or hold securities and may be subject to revision, suspension, reduction or withdrawal at any time by the relevant rating agencies. The significance of each rating should be analysed independently from any other rating.

By participating in this presentation, attendees agree to be bound by the foregoing limitations.

Table of Contents



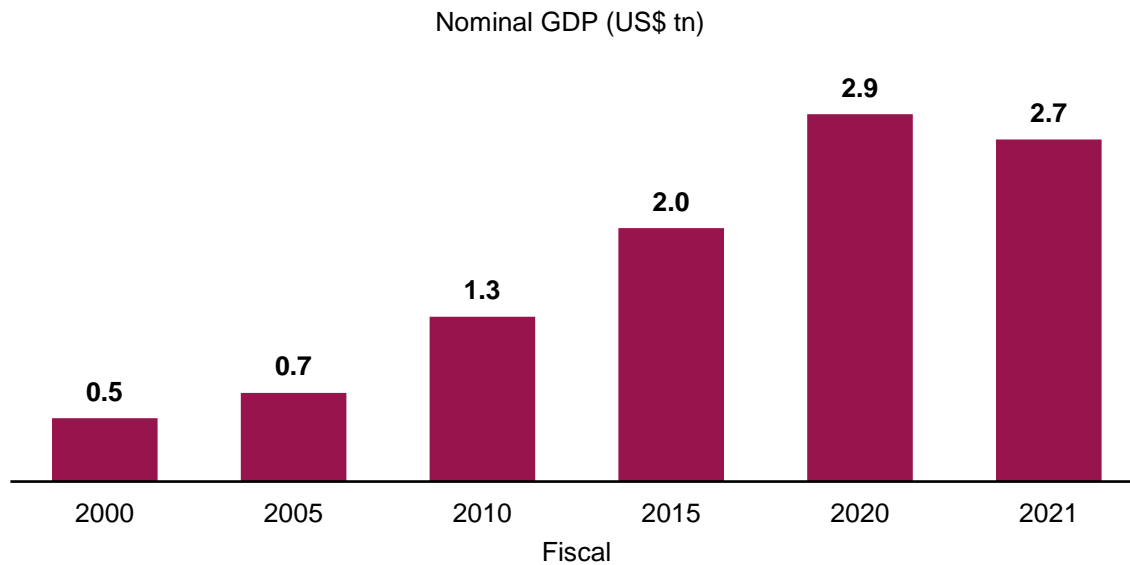
Section	Contents	Slide reference
1	Indian Economy Outlook	4
2	Axis Bank Overview	7
3	Key Credit Highlights	11
4	ESG Overview	26
5	Awards & Accolades	29
6	Appendix	32

Indian Economy Outlook

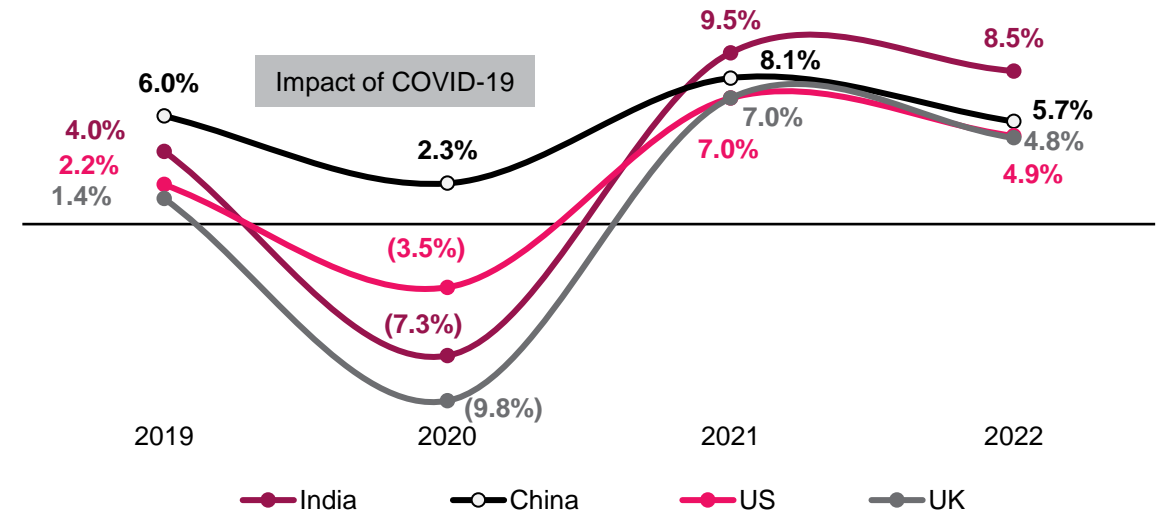
India GDP Growth Outlook

Resilient Gross Domestic Product (“GDP”) Growth^(1,2)

GDP more than doubled in the last decade



GDP Growth Rate for Calendar Year 2019-2022 (%)



- **World’s 6th largest economy based on nominal GDP in 2020⁽¹⁾**
 - Nominal GDP for FY2021: approx. US\$2.7tn⁽¹⁾
- **India is projected to be the 5th largest economy in 2022⁽¹⁾**
- **India is projected to emerge as the fastest growing major economy in 2021 and 2022⁽¹⁾, RBI projects growth at 9.5% for FY2022⁽³⁾**

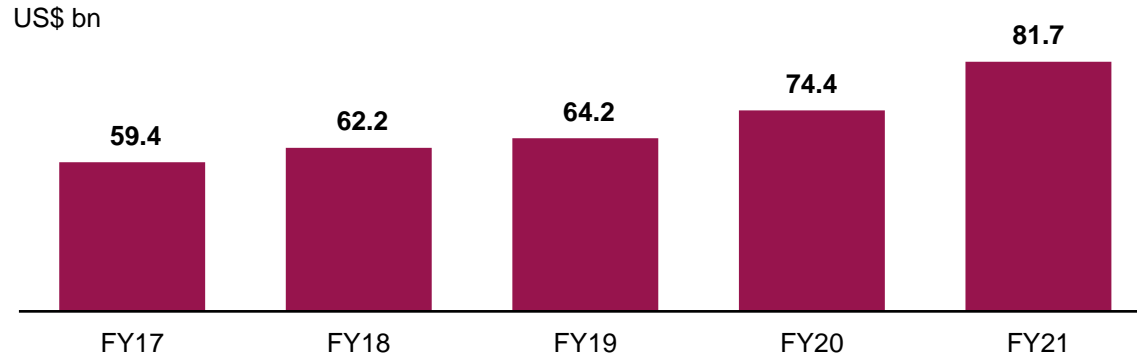
Notes:

- (1) IMF World Economic Outlook July 2021 and April 2021 Update
- (2) Ministry of Statistics and Programme Implementation
- (3) RBI

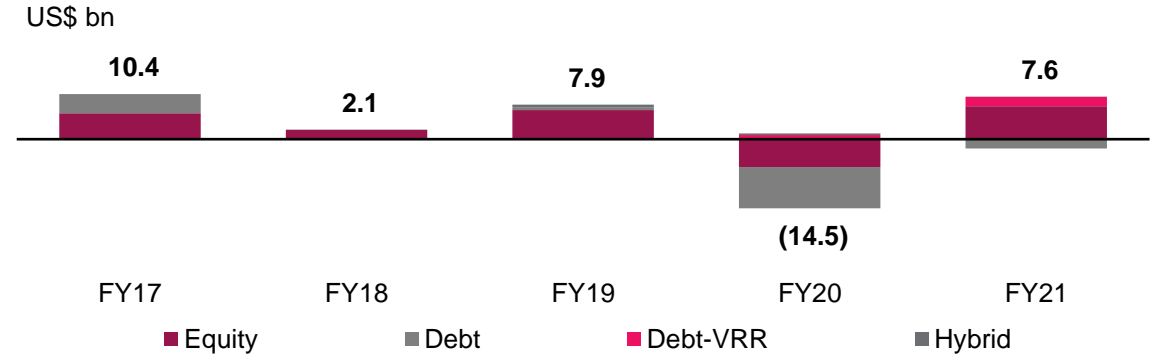
India continues to be an Attractive Investment Opportunity



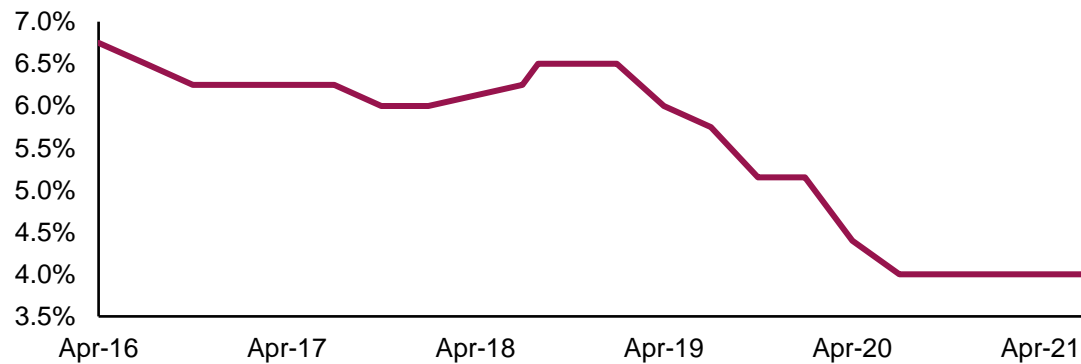
FDI Inflows in India⁽¹⁾



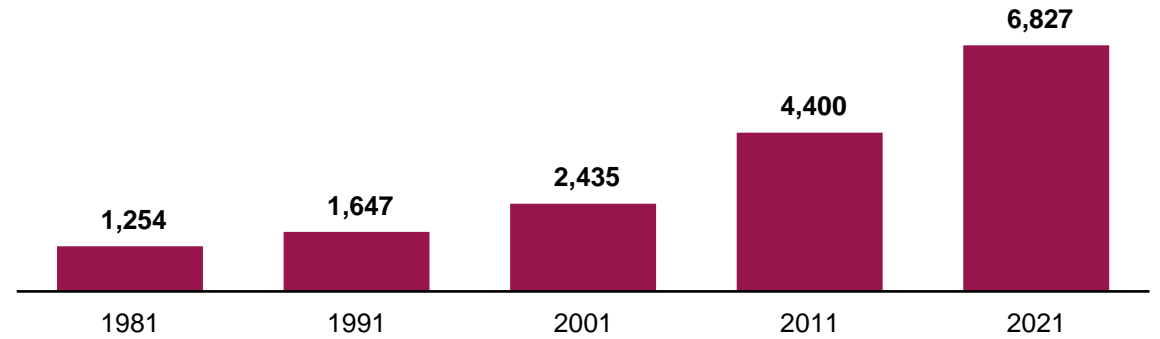
Net FPI Investment in India⁽²⁾



RBI Policy Repo Rates⁽³⁾



GDP per capita, US\$ at PPP⁽⁴⁾



Notes:

(1) Department of Promotion of Industry and Internal Trade, Government of India

(2) National Securities and Depository Limited






(3) RBI

(4) IMF World Economic Outlook April 2021 Update, units: Purchasing power parity; 2017 international dollar

Axis Bank Overview

Axis Bank - At a Glance



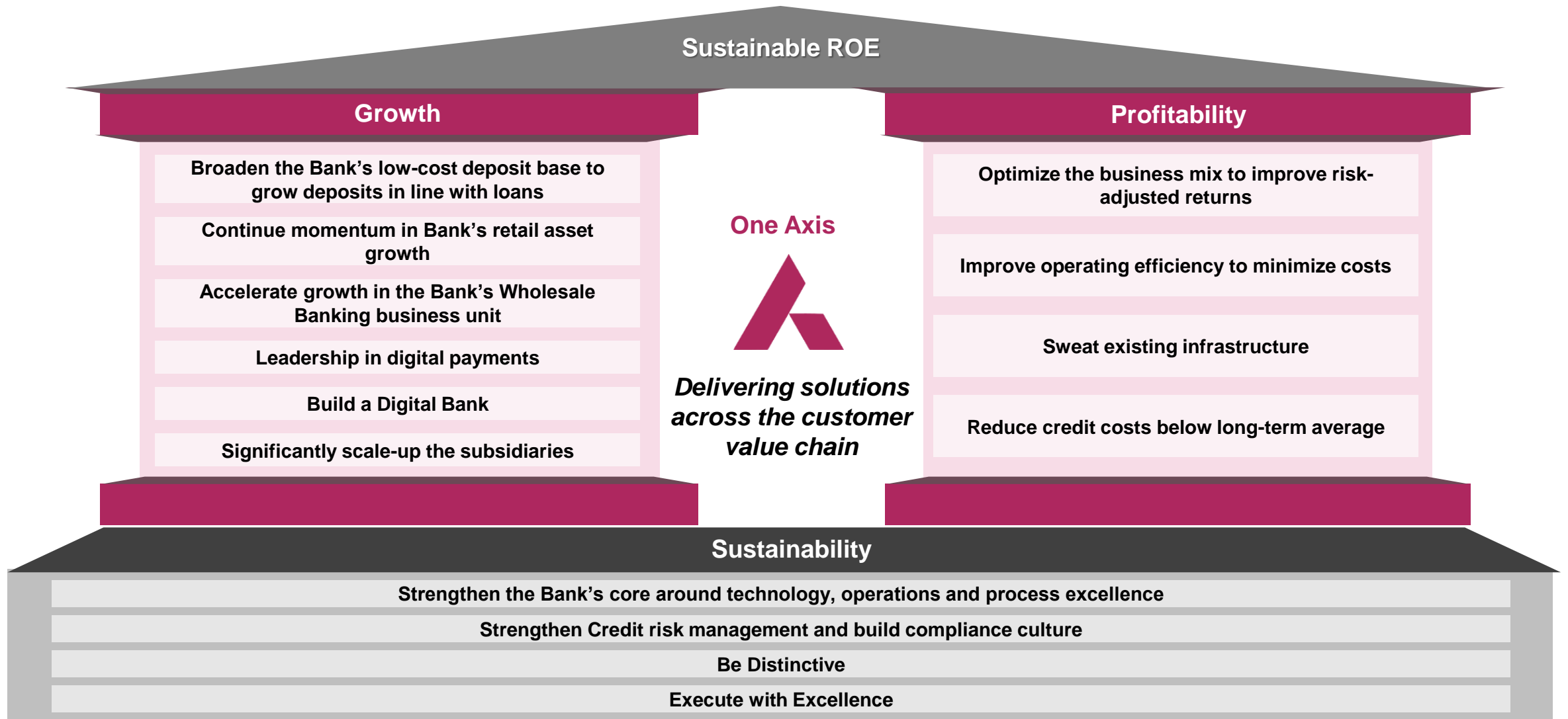
Axis Bank⁽¹⁾ 	3rd largest Private Bank in India in terms of total assets	4,594 Branches ⁽²⁾	78,307 Employees	4th straight year Constituent of FTSE 4Good EI ⁽³⁾
Market Share 	Traditional Banking Segment 5.1% Assets ⁽¹⁾ 4.6% Deposits ⁽⁴⁾ 5.7% Advances ⁽⁴⁾		Digital Banking Segment 16.7% UPI ⁽⁵⁾ 15.6% Mobile Banking ⁽⁵⁾ 11.4% CIF ⁽⁶⁾	
Profitability⁽¹⁾ 	Rs.292bn Net Interest Income	3.53% Net Interest Margin	Rs.257bn Operating Profit	0.70% Return on Average Total Assets
Balance Sheet⁽¹⁾ 	Rs.9.96tn Total Assets	Rs.6.2tn Rs.7.1tn Total Advances Total Deposits	19.12% 15.40% CAR ⁽⁷⁾ CET 1	72.37% 1.05% PCR Net NPA
One Axis (Key Subsidiaries) 	<div style="display: flex; flex-wrap: wrap; justify-content: space-around;"> <div style="border: 1px solid #ccc; padding: 5px; margin: 5px;"></div> <div style="border: 1px solid #ccc; padding: 5px; margin: 5px;"></div> <div style="border: 1px solid #ccc; padding: 5px; margin: 5px;"></div> <div style="border: 1px solid #ccc; padding: 5px; margin: 5px;"></div> <div style="border: 1px solid #ccc; padding: 5px; margin: 5px;"></div> <div style="border: 1px solid #ccc; padding: 5px; margin: 5px;"></div> <div style="border: 1px solid #ccc; padding: 5px; margin: 5px;"></div> <div style="border: 1px solid #ccc; padding: 5px; margin: 5px;"></div> </div>			

Notes:

(1) Data as of / for the year ended 31 March 2021
 (2) Domestic network including extension counters
 (3) EI – Emerging Index Series
 (4) Based on Mar 20 data

(5) By volumes for FY21
 (6) CIF – Credit Cards in force as of Feb '21
 (7) CAR – Capital Adequacy ratio

The Bank continues to be guided by the pillars of its GPS strategy



Axis Bank's Sustainable Financing Framework



Axis Bank's Sustainable Financing Framework is aligned to the UN SDGs⁽¹⁾ as well as the Paris Agreement



USE OF PROCEEDS

Eligible Green Project Categories

- Renewable Energy
- Clean Transportation
- Green Buildings
- Sustainable Agriculture
- Waste Management

Eligible Social Project Categories

- Socioeconomic advancement and empowerment
- Employment generation (e.g. MSME financing)
- Educational and Vocational Training
- Health, Healthcare and Wellbeing
- Affordable Housing and Social Infrastructure



PROJECT EVALUATION / SELECTION

- Eligible Projects⁽³⁾ are identified and selected via a process that involves the **ESG Working Group** ("ESGWG")



MANAGEMENT OF PROCEEDS

- The Bank is committed to allocating all proceeds from the SFT⁽²⁾ to Eligible Project on a best effort basis **within one year of the Bond issuance**



REPORTING

- Axis Bank will **report on the allocation of net proceeds** and **associated impact metrics** of its SFT(s) **annually until maturity**, which will be available in the public domain, and as necessary in the event of material development



Sustainalytics is confident that Axis Bank Limited is well-positioned to issue sustainability bonds and loans and that that Axis Bank Sustainable Financing Framework is robust, transparent, and in alignment with the four core components of the Sustainability Bond Guidelines 2021, Green Bond Principles 2021, Social Bond Principles 2021, Green Loan Principles 2021, Social Loan Principles 2021, ASEAN Social Bond Standard 2018, ASEAN Green Bond Standard 2018, and ASEAN Sustainability Bond Standards 2018."

Source: Axis Bank Sustainable Financing Framework:
 Notes:
 (1) UN SDG- United Nations Sustainable Development Goals
 (2) SFT- Sustainable Financing Transaction

(3) Eligible Project Categories may include the projects Axis Bank made during the 36 months prior to the issuance or signing date of the respective SFTs and during the life of the SFTs.

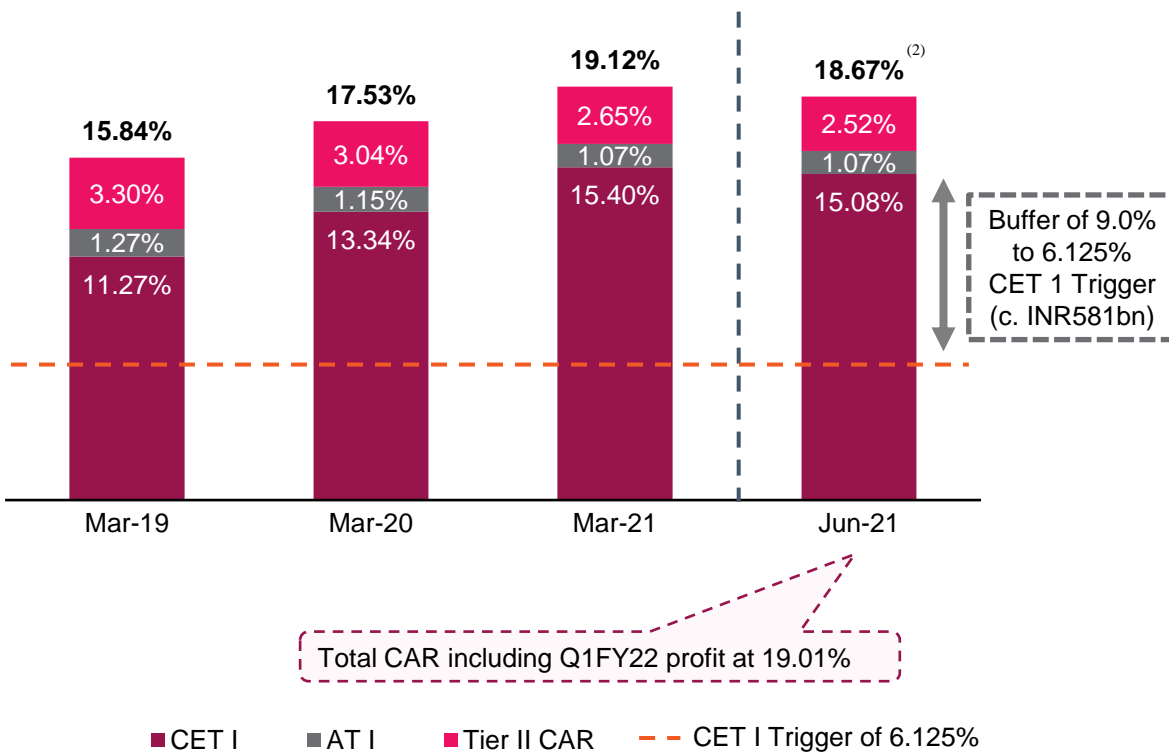
Key Credit Highlights

Key Credit Highlights

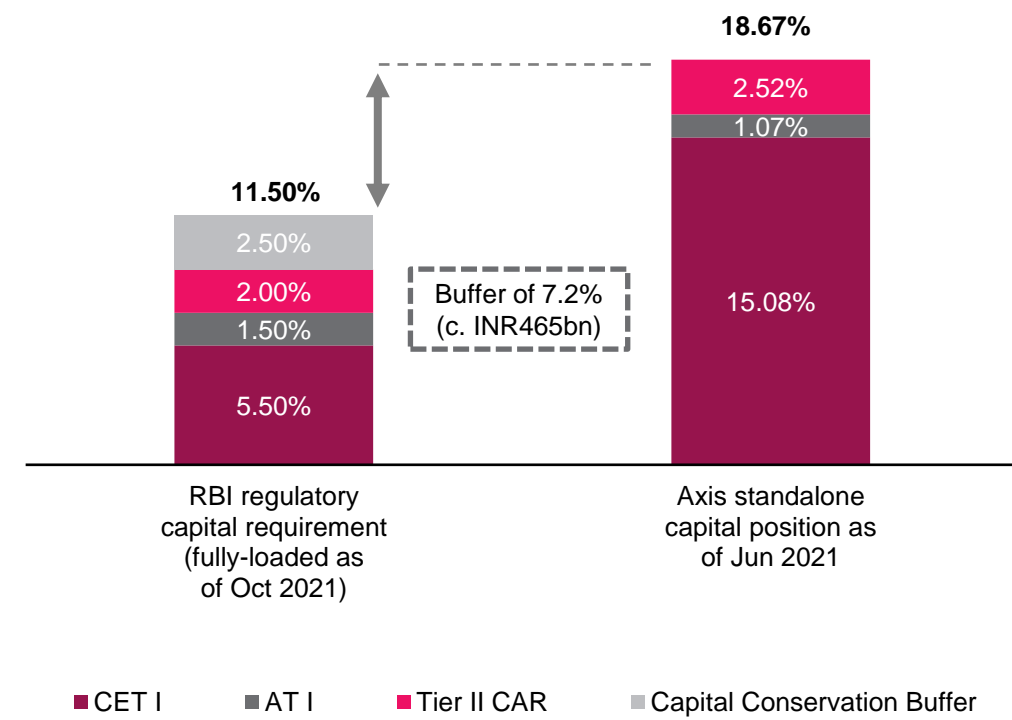
- 1** Robust capital position with adequate liquidity
- 2** Healthy growth in granular CASA deposits, improving funding costs and supporting balanced loan growth across segments
- 3** Balanced loan growth across business segments
- 4** Strong cross sell opportunities through leadership position in wealth management, credit cards and debt capital markets
- 5** Leadership capabilities in digital banking space
- 6** Long term track record of healthy financial performance and well diversified liquidity and funding profile
- 7** Improving asset quality with healthy balance sheet buffers
- 8** Strong relationship led franchise driving synergies across One Axis entities

1 Robust Capital Position with Adequate Liquidity

Bank's Capital Adequacy Ratio⁽¹⁾



Distance to Regulatory Capital Requirement



- For quarters ended 31 Mar 2021 and 30 Jun 2021, average liquidity coverage ratio was constant at approx. 115%
- The Bank holds excess SLR of approx. INR 750bn⁽³⁾

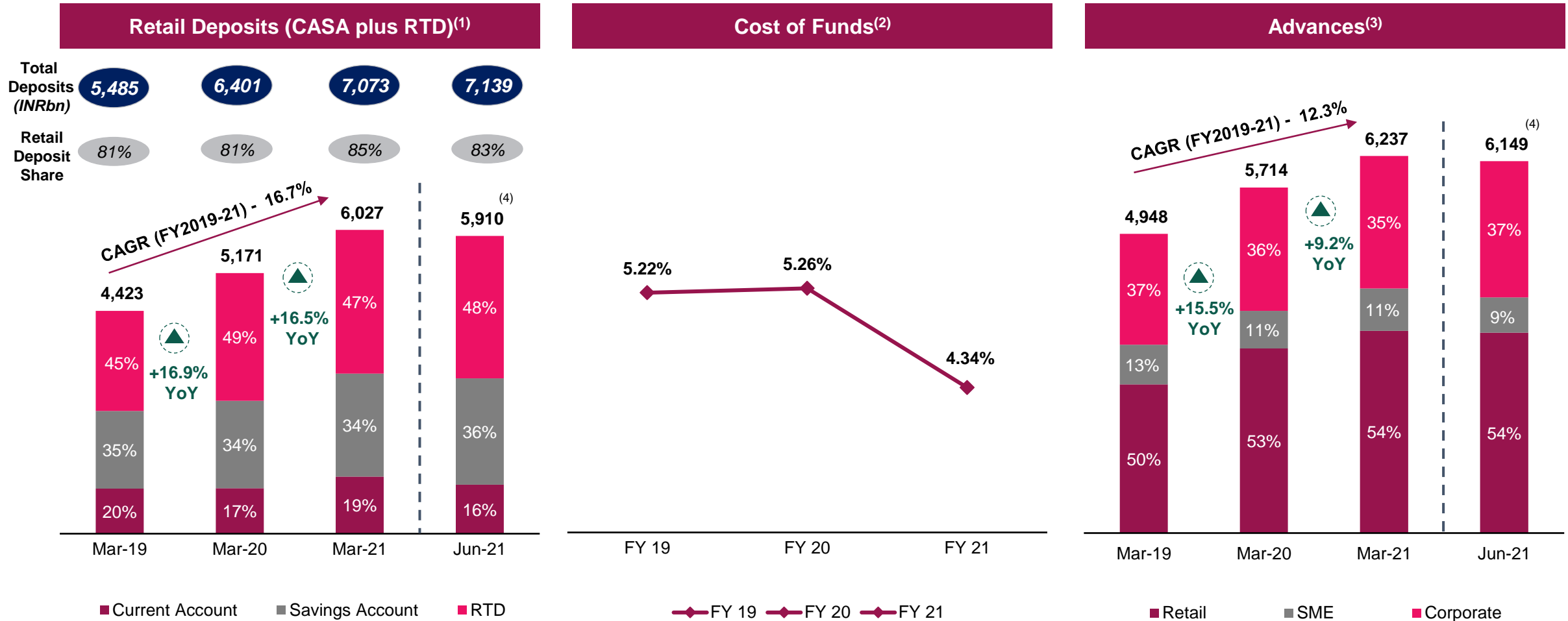
Note: Figures rounded off to nearest integral values for RWA to total assets ratio and Liquidity Coverage Ratio

(1) Computed in accordance with RBI guidelines under Basel III on a standalone basis

(2) Excludes profit for Q1FY22

(3) As of 30 June, 2021

2 Healthy Growth in Granular CASA Deposits, Improving Funding Costs and Supporting Balanced Loan Growth Across Segments



Note: All figures in INR bn. Figures rounded off to nearest integral values. RTD – Retail Term Deposits (Term deposits from individuals, term deposits of up to INR 50mn from non-individuals)

(1) Based on period end numbers

(2) Cost of funds is the ratio of interest expense to quarterly average interest-bearing liabilities

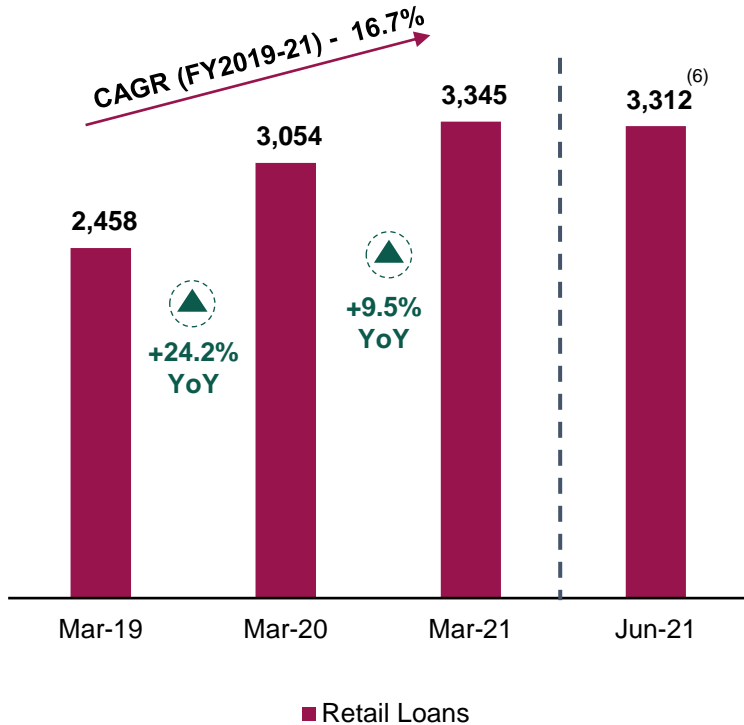
(3) Figures are on net advances basis

(4) Advances and deposits for period ended June-21 are after netting structured collateralised foreign currency loans. Further there has also been migration of certain loan accounts amongst segments in Q1FY22. Hence, prior year end numbers are not comparable with the June-21 numbers


3 INR 3 trillion Retail Book is Well Diversified with over 79% of Secured Loans⁽⁵⁾



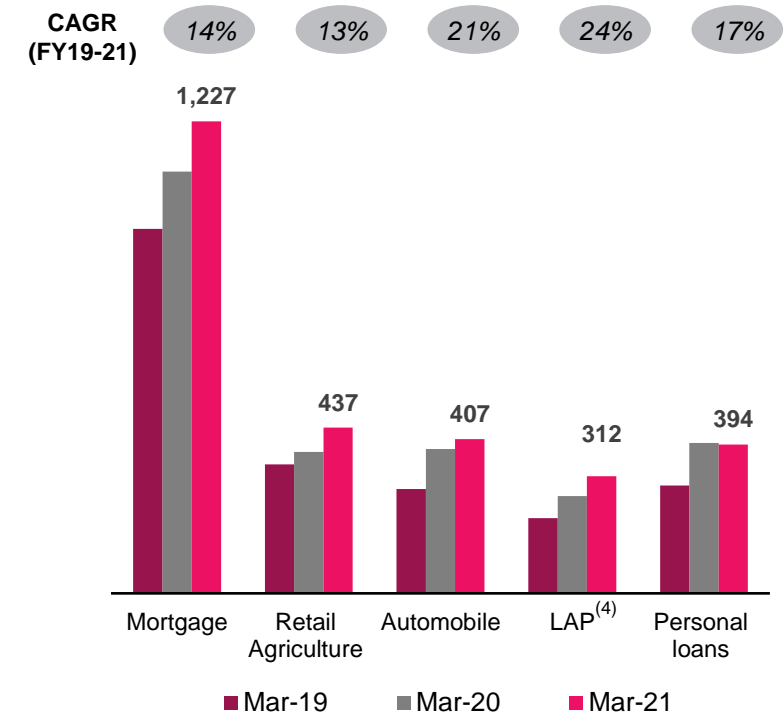
Retail Loans⁽¹⁾



Retail Loan Book Mix⁽²⁾



Segment Wise Growth



- Diversified Retail loan book at 54% of total loans with well distributed Pan-India branch network⁽⁵⁾
- As at 31 Mar 2021, the Bank had 4,594 domestic branches and extension counters

Note: All figures in INR bn. Figures rounded off to nearest integral values..

1) Figures are on net advances basis

2) As at 31 March 2021

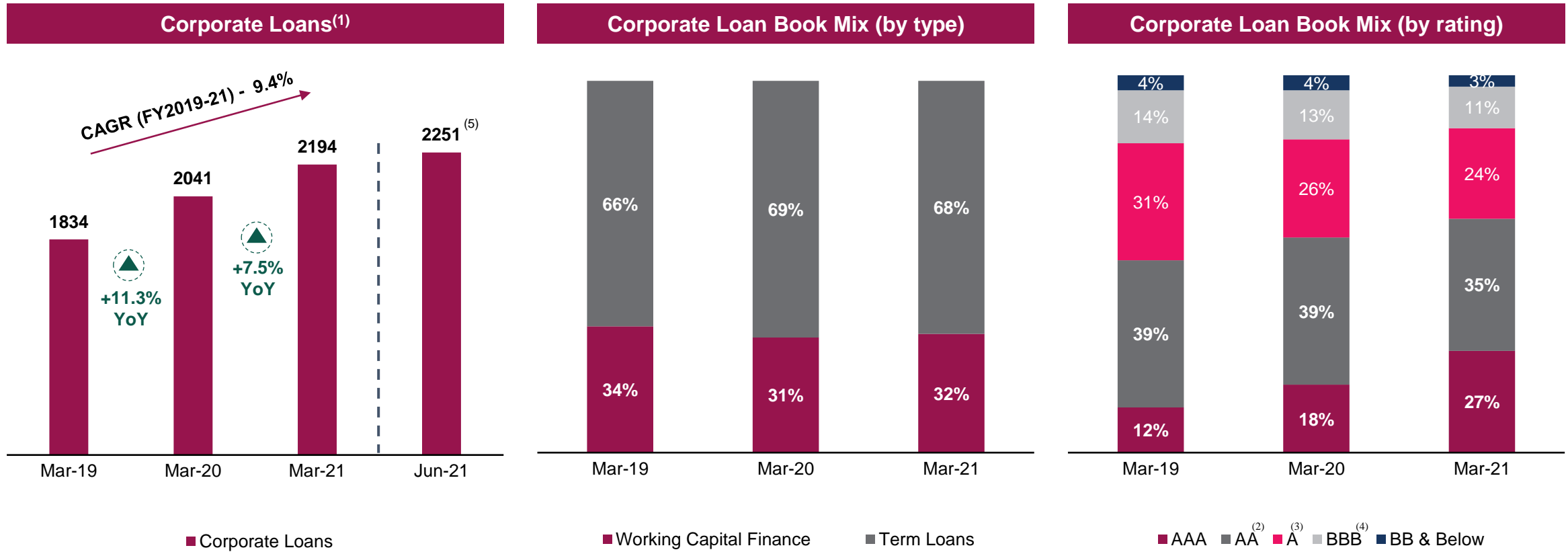
3) Others primarily includes education loans, gold loans, business equipment loans, loans against deposit and other non-schematic loans

4) LAP- Loan Against Property

5) As at 30 June 2021

6) Advances and deposits for period ended June-21 are after netting structured collateralised foreign currency loans. Further there has also been migration of certain loan accounts amongst segments in Q1FY22. Hence, prior year end numbers are not comparable with the June-21 numbers

3 Highly Rated Corporate book with Focus on Better Rated Originations and Short Term Loans



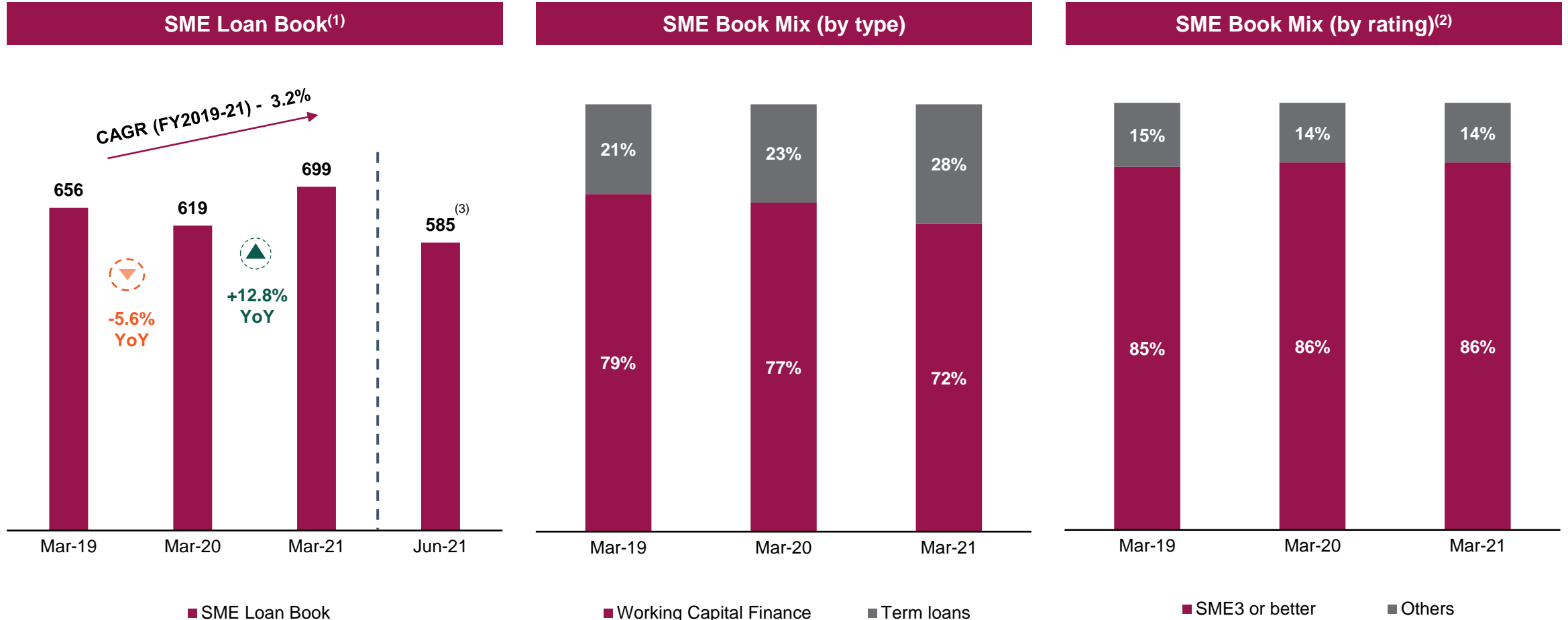
• Approximately 94% of the new corporate loans sanctioned in FY21 and Q1FY22 were rated A- and above

Note: All figures in INR bn. Figures rounded off to nearest integral values

- 1) Figures are in net advances basis
- 2) Includes AA+, AA and AA-
- 3) Includes A+, A and A
- 4) Includes BBB+, BBB and BBB-

5) There has been migration of certain loan accounts amongst segments in Q1FY22. Hence, prior year end numbers are not comparable with the June-21 numbers

3 Well Diversified SME book with Predominantly Working Capital Financing



• 86% of SME book is rated SME 3 or better

Note: All figures in INR bn. Figures rounded off to nearest integral values

(1) Figures on net advances basis

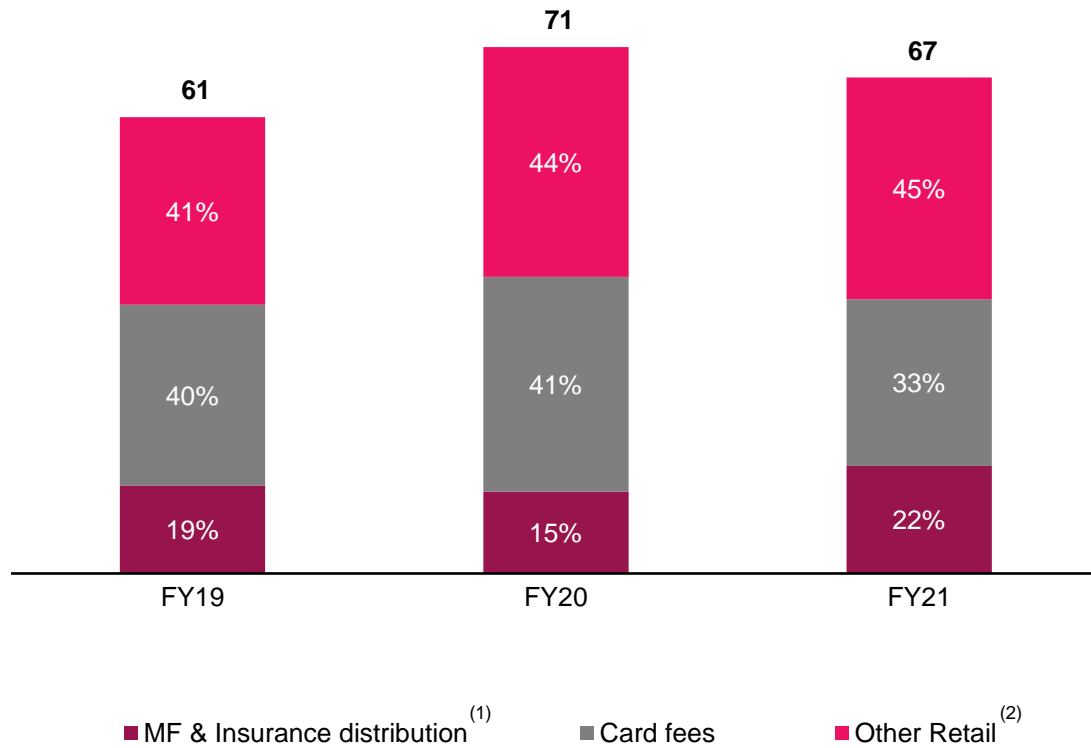
(2) It is an internal rating scale for SMEs which goes from SME1 to SME8 with SME1 denoting highest credit quality and SME3 represents good credit quality.

(3) There has been migration of certain loan accounts amongst segments in Q1FY22. Hence, prior year end numbers are not comparable with the June-21 numbers

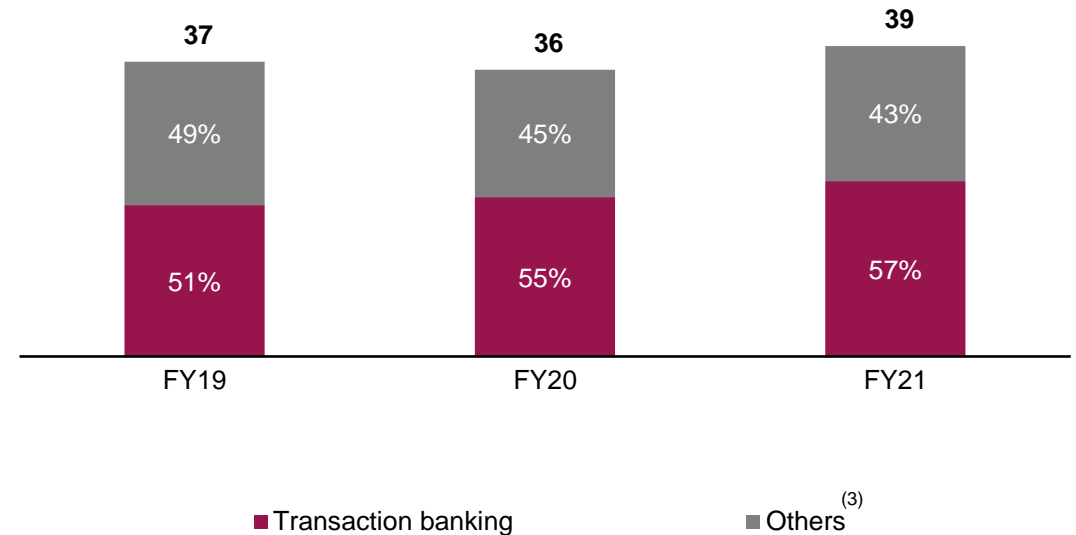
3 Granular Retail and Flow Based Transaction Banking Fee Income Continues to Increase Steadily



Fee Income from Retail Banking



Fee Income from Wholesale Banking



Note: All figures in INR bn. Figures rounded off to nearest integral values.

(1) MF and insurance distribution fees includes distribution fees relating to bonds, gold coins etc.

(2) Other retail fees includes foreign exchange service fees

(3) Others includes fees attributable Corporate and SME segments

4 Strong Cross Sell Opportunities through Leadership Position in Wealth Management, Credit Cards and Debt Capital Markets



The Bank is a leading player in India's Wealth Management space...

Burgundy is the Bank's wealth management offering for high networth individuals

The **Burgundy Private** leverages the strength of 'One Axis' and offers the combined expertise of the Bank and its subsidiaries to cater to the needs of high and ultra-high networth clients

Rs.2,130.9bn

Assets under management for customers of Burgundy and Burgundy Private



...and 4th largest issuer of Credit Cards in the country...

Premium Cards



Bank's portfolio of credit card offerings include featured cards, co-branded cards and premium cards

11.4%

Market share in the Indian Credit Card Market for FY 2021⁽²⁾

Featured Cards



Co-branded Cards



...and a dominant player in Debt Capital Markets

Rs.3,337.4bn

Total issuances for various PSUs & corporates in which the bank was associated with in FY2021



Note:
 (1) Awarded in FY21
 (2) Source – RBI; Based on Credit Cards in force as of Feb'21

5 Leadership Capabilities in Digital Banking Space



The Bank remains among the top players in the Digital banking space...

...and continues to launch innovative products

16.7%
Market share - One of the largest players⁽¹⁾ in UPI⁽²⁾ space

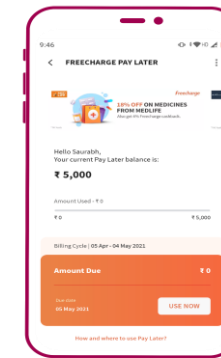
186mn+
Customer VPAs⁽³⁾ registered⁽⁴⁾

15.6%
Market share in Indian mobile banking sector⁽¹⁾

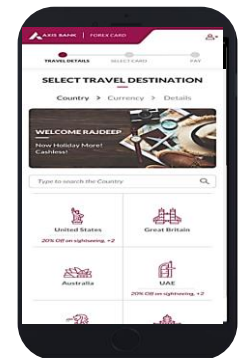
250+
DIY services offered on Axis Mobile⁽⁵⁾

88%
Digital transactions⁽⁶⁾

71%
Savings account sourced through tab banking⁽⁷⁾



Buy now Pay Later (Freecharge)



Digital Forex card



Whatsapp Banking



Wear 'N' Pay

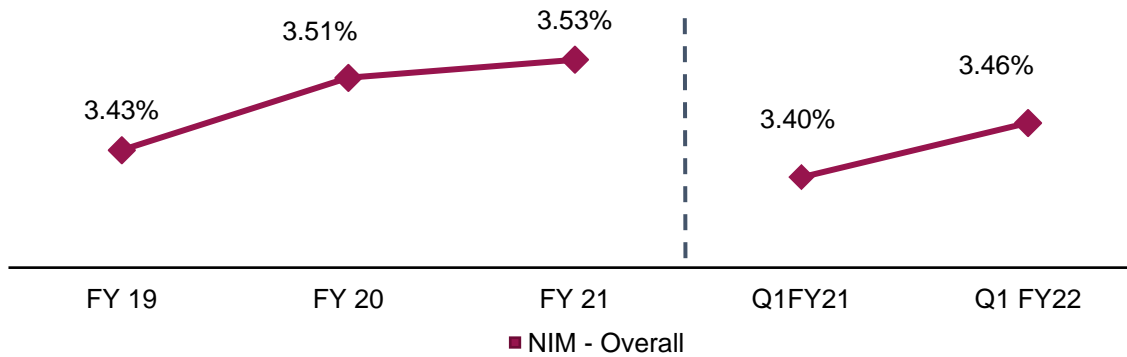
Note:.

- (1) By volumes for FY21
- (2) UPI- Unified Payments Interface
- (3) VPA- Virtual Primary Address
- (4) As of 31 March 2021
- (5) DIY- Do It Yourself

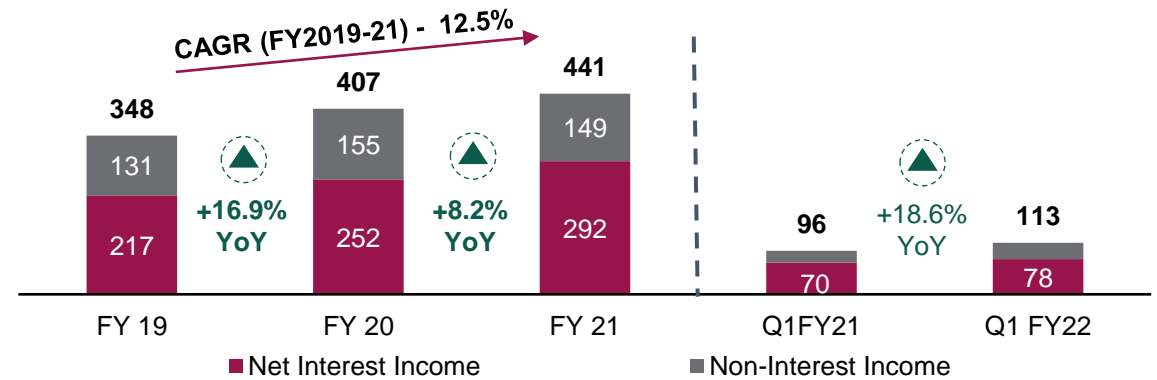
- (6) Based on all financial transactions by individual customers in FY21
- (7) Digital tablet based account opening process in FY21
- (8) For FY21

6 Long-term Track Record of Healthy Financial Performance

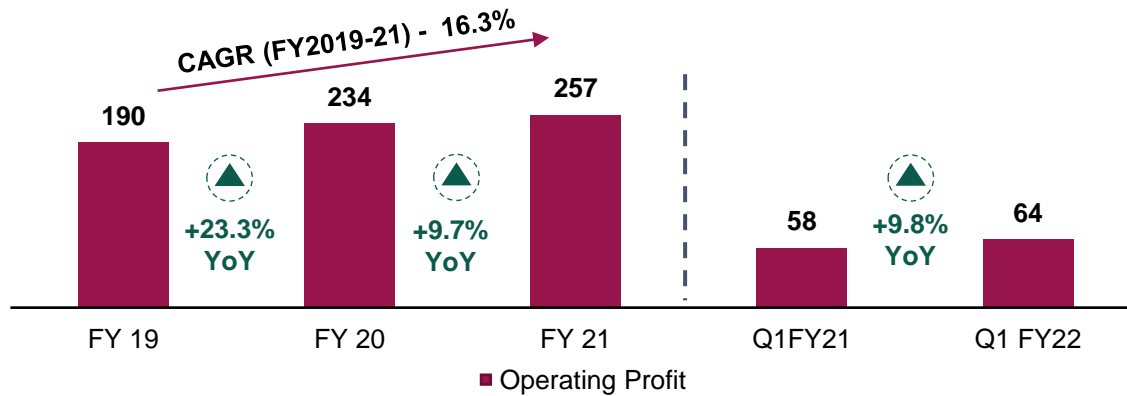
Net Interest Margin (NIM)⁽¹⁾



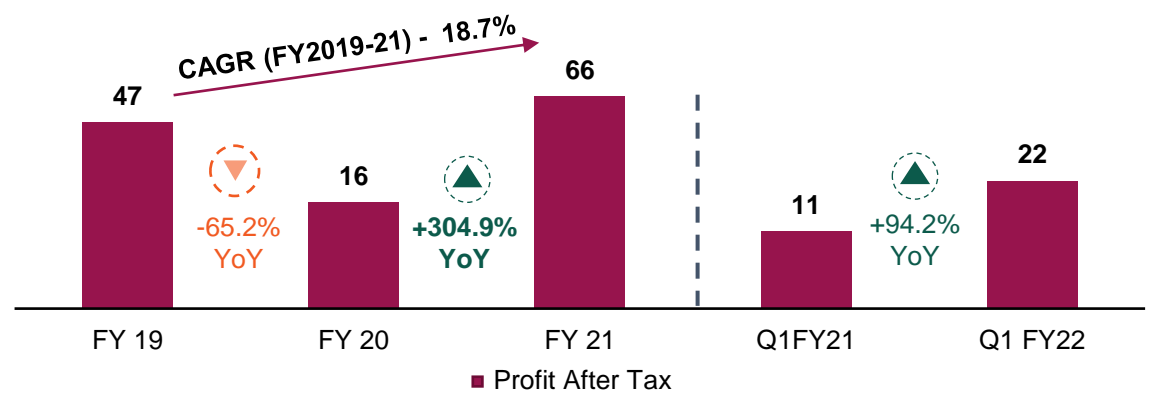
Operating revenue



Operating Profit



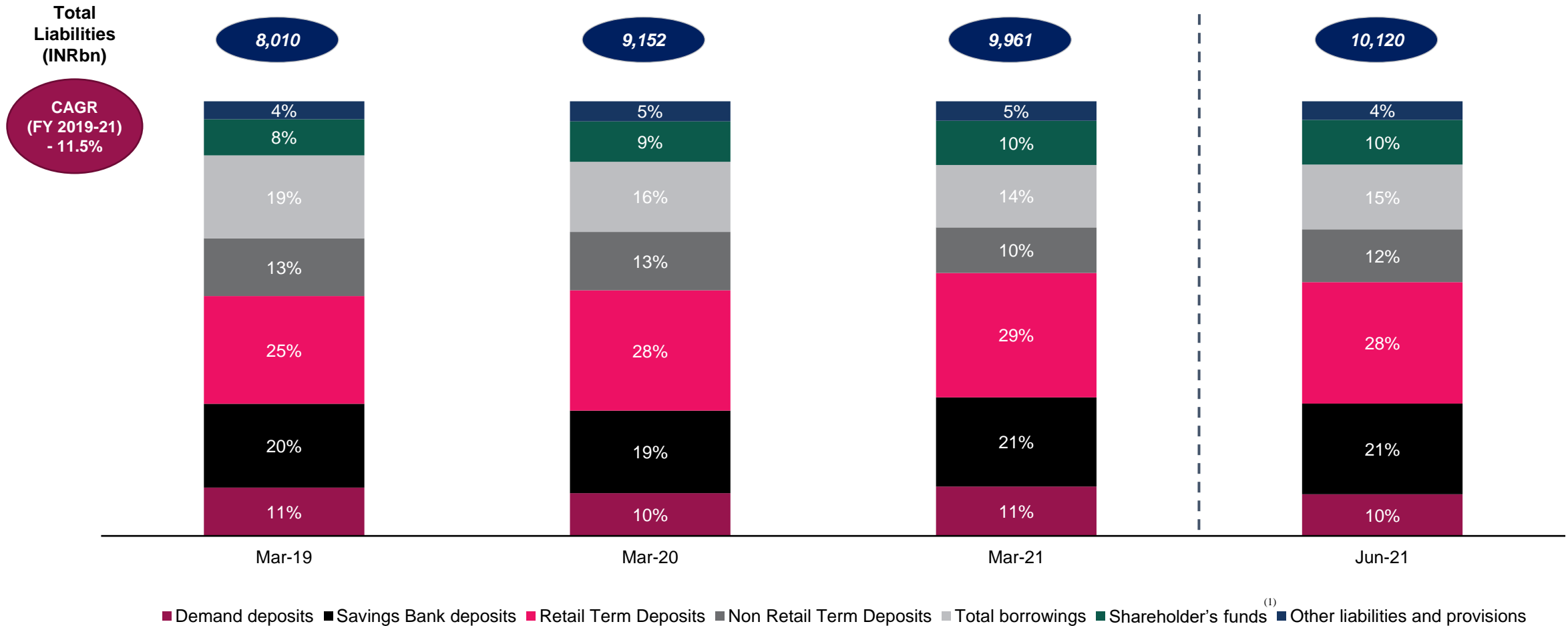
Profit After Tax



Note: All figures in INR bn. Figures rounded off to nearest integral values for operating revenue and operating profit. NIM for Q1FY22 is annualized.

(1) Represents the ratio of net interest income to daily average interest earning assets

6 Well Diversified Liquidity & Funding Profile

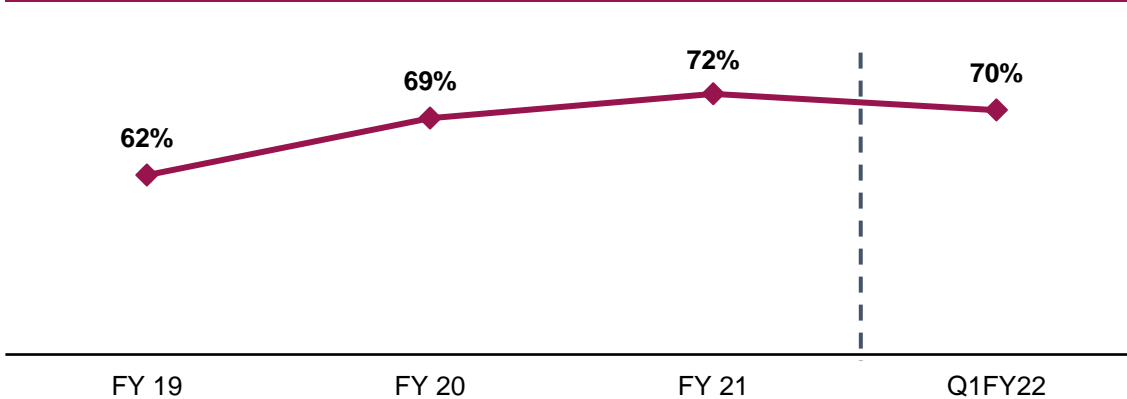


Note: Figures rounded off to nearest integral values. Retail Term Deposits (Term deposits from individuals, term deposits of up to INR 50mn from non-individuals)

(1) Shareholders' funds = Capital + Reserves and Surplus

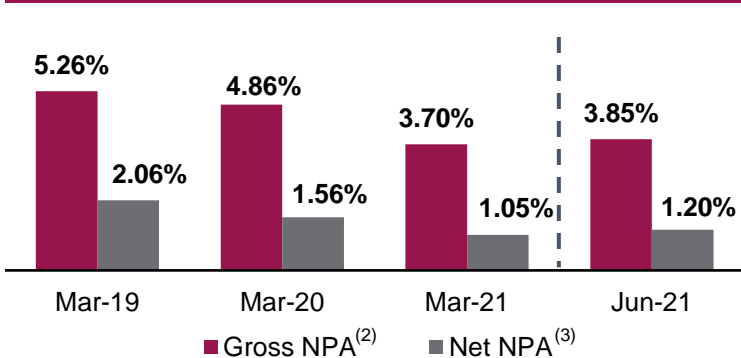
7 Improving Asset Quality with Healthy Balance Sheet Buffers

Provision Coverage Ratio⁽¹⁾

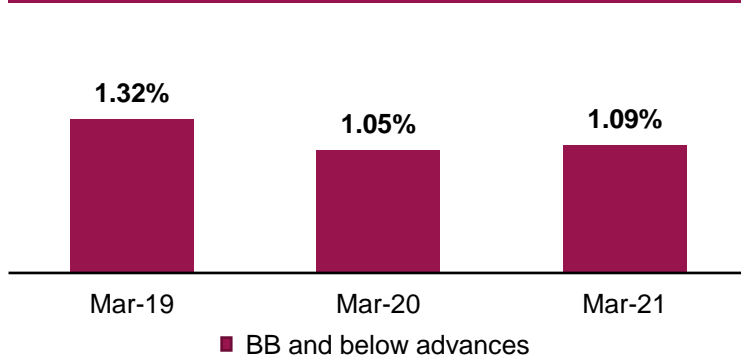


- As on 30 Jun 2021 the bank has cumulative non-NPA provisions amounting to INR124bn and SACR of 2.05%⁽⁴⁾
- In order to address the impact of the COVID-19 situation, the Bank has made additional provisions of INR50.1bn
- The Bank has adopted a prudent and conservative approach towards provisioning to mitigate the impact of the Covid-19 pandemic

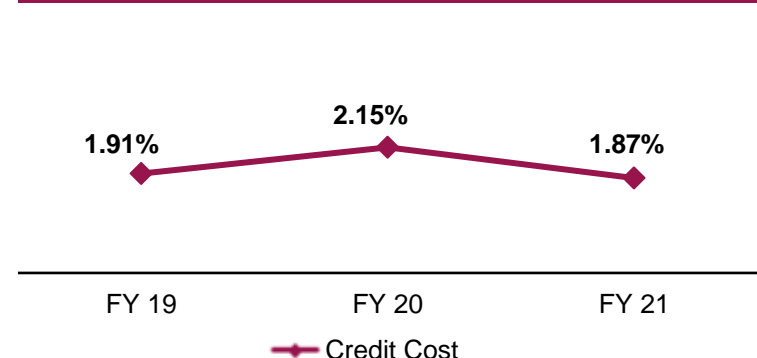
Movement in GNPA and NNPA



BB and below Advances as % of Gross Customer Assets



Credit Cost



Note: Figures rounded off to nearest integral values for PCR and cumulative value of provisions.

(1) Excludes technical write-offs. Calculated as closing Gross NPAs minus Net NPA divided by closing Gross NPAs






(2) As % of gross customer assets. Gross customer assets include advances, credit substitutes before provisions

(3) As % of net customer assets. Net customer assets include advances, credit substitutes after deductions of provisions

(4) SACR represents Standard Assets Coverage Ratio (SACR) = Standard asset provisions plus additional provisions plus Covid provision / Standard loans

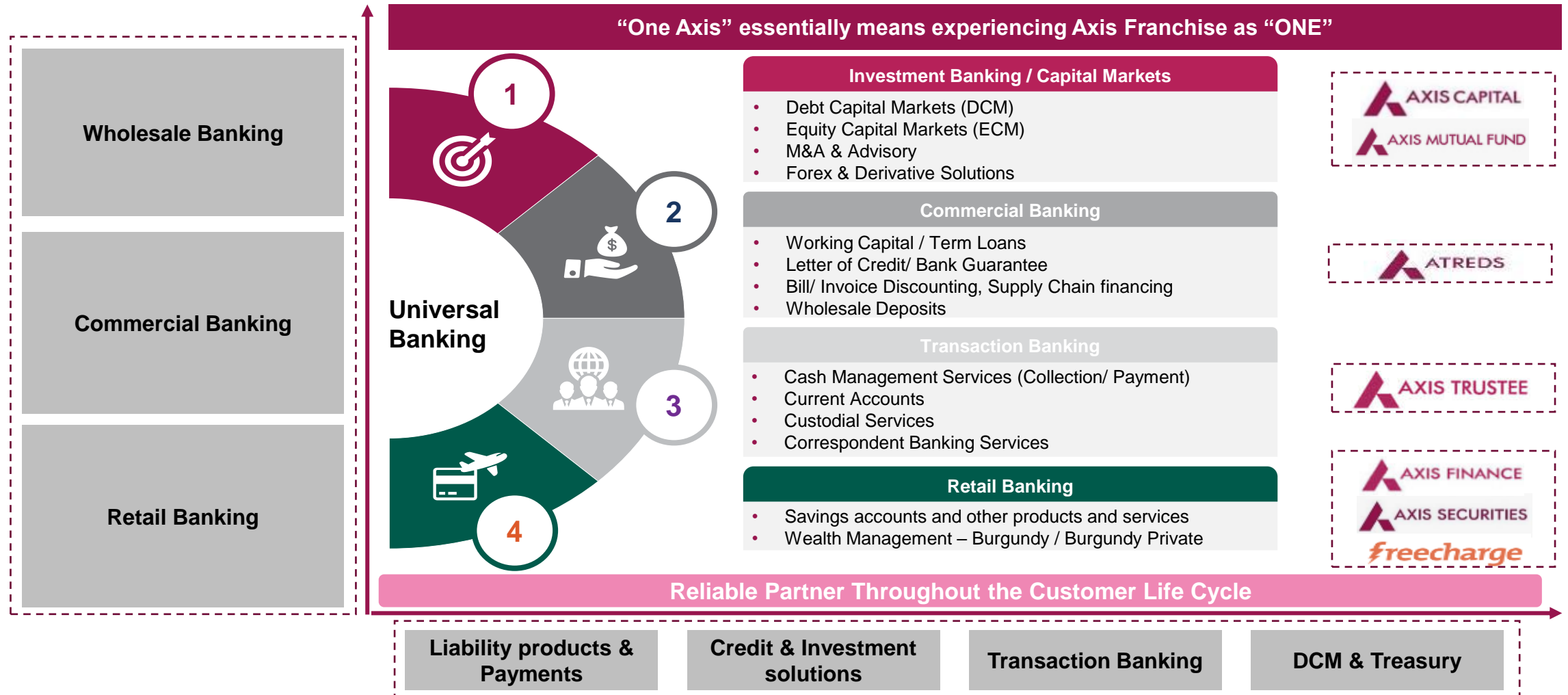
7 Measures taken in relation to COVID-19

Measures taken in relation to Covid 19

-  ➤ **Protecting People**
 - Issuing and implementing advisories around staff health, hygiene and safe working environment in offices and branches
 - Implemented one of the largest **Work-From-Home programmes in the industry** with over 20,000 concurrent users who were able to work remotely
-  ➤ **Ensuring Continuity**
 - **Set up business continuity plans** to ensure that customers are supported in case of partial or full lockdown
 - Enabled **BYOD** (bring your own device) and other mobility and **collaborative tools to enhance productivity** for our employees
 - **Significantly ramped up the opex and capex spends in technology towards modernising the core systems, scaling up the Cloud portfolio** for supporting the real-time business models and building resilience across our operations
 - Almost all of our **branches and ATMs too remained functional** following all the health safety and regulatory guidelines
 - **Strengthened our digital collection infrastructure** that helped in higher demand resolution during the year
-  ➤ **Protecting Operations**
 - **Strengthened and enhanced mechanisms** for monitoring information and cyber security related risks and potential threats
-  ➤ **Conserving Capital**
 - Remained proactive and prudent in our approach towards provisioning and policies
 - In order to address the impact of the COVID-19 situation, the Bank has made **additional provisions of INR50.1bn**
 - Bank has **successfully raised over INR100bn of CET 1 capital in FY2021**
-  ➤ **Supporting the Community**
 - **Operationalized RBI's COVID-19 regulatory package**, thereby offering payment moratorium to eligible borrowers
 - **Actively supported front line workers across India** with essential equipment and material
 - **Axis Bank Foundation, through Axis Cares, has partnered with few NGO's** to provide supplies to rural communities.
 - **Implemented Emergency Credit Line Guarantee Scheme** offering to eligible SMEs and small business banking customers



8 Strong Relationship Led Franchise Driving Synergies Across One Axis Entities



ESG Overview

Axis Bank's ESG Imperative...

Banking that leads to a more inclusive and equitable economy, thriving community and a healthier planet

Inclusive and Equitable Economy	Thriving Community	Healthier Planet
We are committed to providing opportunities that help the most economically disadvantaged achieve prosperity	We are committed to working with communities across the country to help them thrive on a sustainable basis.	We are committed to consciously nurture the planet we live in and make it a better place for future generations.



Among top constituents of Nifty100 ESG Sector Leaders Index

Among top 10 constituents of S&P BSE 100 ESG Index

Among Top 10 constituents of MSCI India ESG Leaders Index

FTSE4Good Emerging Index constituent for 4th consecutive year in 2020

... being achieved across multiple facets

Robust pan-Bank culture; strong governance

ESG a Board-level agenda

- First Indian bank to establish the ESG Committee of the Board
- Climate risk discussed at Risk Committee

ESG oversight at Leadership level

- **ESG Steering Committee** established comprising senior leadership
- D,E&I Council to drive Diversity, Equity and Inclusion
- Working Group to drive ESG integration in banking and financing activities

Building Ownership at Business Level

- ESG aligned commitments being discussed with pertinent businesses
- Incorporating ESG imperatives into departmental action plans

* Now renamed as ESG Policy for Lending

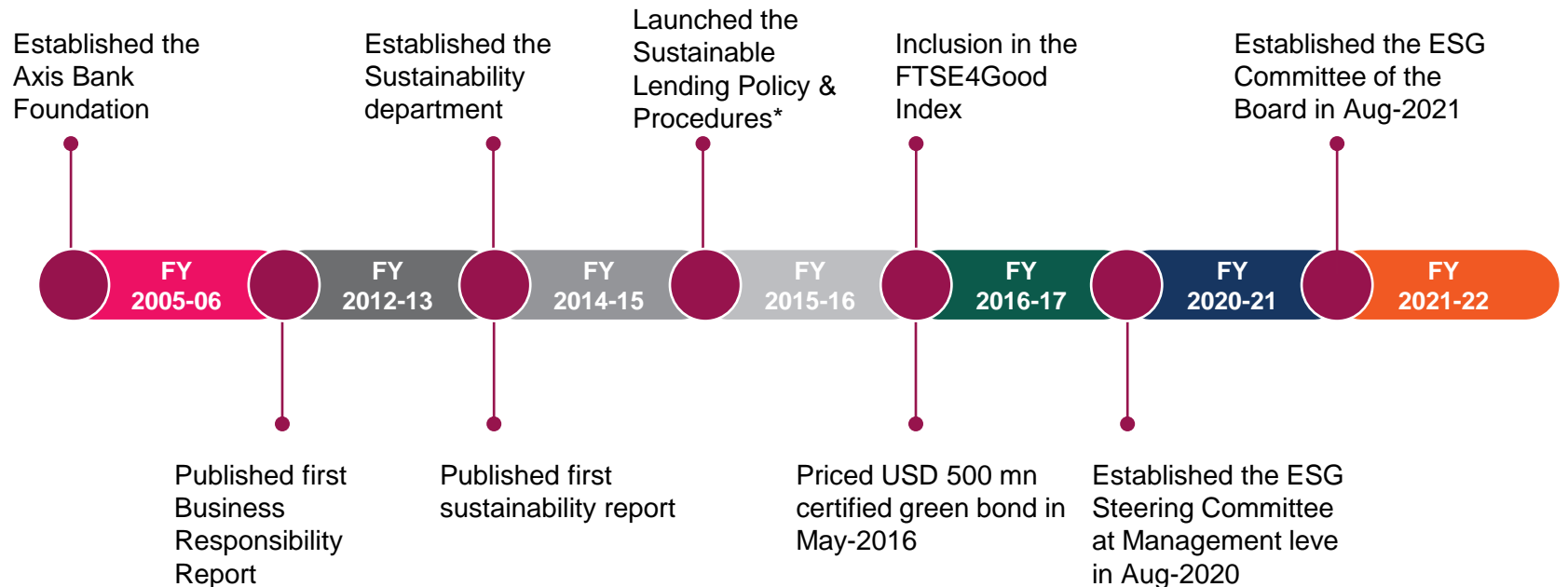
Steady Progress on ESG Benchmarks

4th Consecutive year on FTSE4Good Emerging Index (2020)

CDP Score moved from C to B (2020)

MSCI ESG Rating improves from BBB to A (2020)

Continuous engagement and actioning



Awards and Accolades


Major Awards won by the Bank and its Subsidiaries




**THE ASIAN BANKER®
EXCELLENCE IN
RETAIL FINANCIAL SERVICES
INTERNATIONAL AWARDS**



'Most Recommended Retail Bank in India' and Most Helpful Bank during Covid-19 in India⁽¹⁾



**Greenwich
Quality Leader
2021**



Ranked no 1 in Corporate Banking Quality in India⁽¹⁾



**BEST BANK AWARDS
2021
ASIATIC MONEY**

BEST DIGITAL BANK
INDIA



Best Digital Bank India 2021⁽¹⁾



**ASSET ASIAN AWARDS
TRIPLE A**



Best Cyber Security Project, Best Financial AI Project & Best Risk Management Project⁽¹⁾



**THE ASIAN BANKER®
The Regulatory Technology Implementation of the Year
Risk Management Awards 2019**



Anti-Money Laundering Technology Implementation⁽²⁾



**dun & bradstreet
BFSI
SUMMIT & AWARDS 2020**



Best Use of IT in Risk Management/Fraud Prevention⁽³⁾

Note:
(1) Awarded in FY21
(2) Awarded in FY19
(3) Awarded in FY20

To Summarize...

- ✓ **#3 private sector bank in India** with INR9.96tn balance sheet size (as of 31 Mar 2021) with strong capitalization levels¹ (CET1 = 15.08% and CAR = 18.67%) and standard assets coverage ratio of 2.05% as at 30 Jun 2021
- ✓ **GPS strategy is increasing granularity across businesses and revenue streams** and relentless focus on digital and tech transformation to help build a future ready Bank
- ✓ The **strong balance sheet & healthy capital position** will enable Axis bank to enter the next growth cycle from a position of strength
- ✓ **Loan growth is balanced across segments**; legacy corporate credit issues have been proactively dealt, with **substantial improvement in asset quality metrics**
- ✓ Our **UPI and mobile banking market share** is almost 3x our traditional deposit and advance market share, with one of the highest mobile banking app ratings
- ✓ The **One Axis story** has been gaining momentum with superlative performance across key subsidiaries generating **significant value for the parent Bank**
- ✓ **ESG strategy is now part of Board level agenda**; the new framework and the proposed current transaction will reinforce Axis Bank to finance green and social projects
- ✓ The **domestic credit rating for Rupee denominated Additional Tier 1 bonds for Axis Bank (AA+/Stable by CRISIL)** is at par with other 2 large private sector banks
- ✓ The Bank has received multiple awards for being the **Best Retail Bank, Best Digital Bank, #1 in Corporate Banking Quality**, validating its progress by independent parties

Note:
(1) Excludes Q1 FY22 profit

Appendix

Principal Loss Absorption Mechanism



Deteriorating financial position

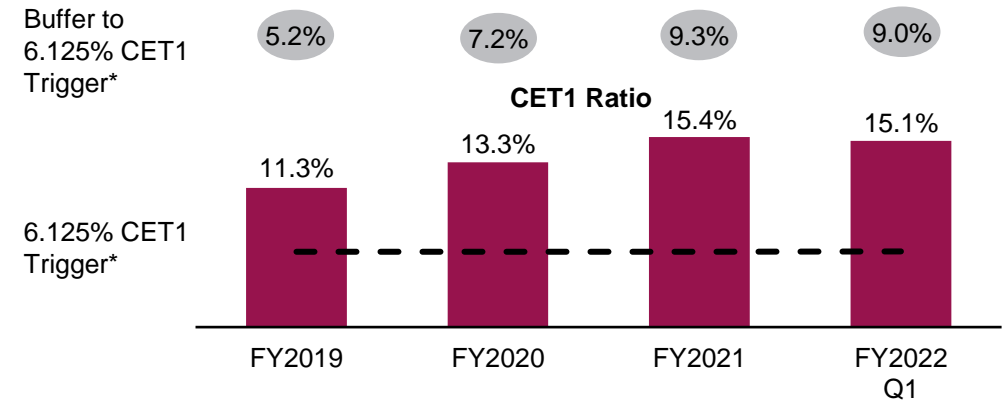
Going concern CET1 Trigger Event

- Temporary write-down (in whole or in part) by the amount, as determined by the Issuer in its absolute discretion, immediately return the Issuer's CET1 Ratio to between the CET1 Trigger Event Threshold and 8%
- **"CET1 Trigger Event"** means that the Issuer's Common Equity Tier 1 Ratio is at or below i) 5.5% if calculated at any time prior to 1 October 2021 or ii) 6.125% if calculated thereafter (the "CET1 Trigger Event Threshold")
- As of June 2021, Axis has a buffer* of **9.0% of RWA to the CET1 Trigger** of 6.125% (i.e. c.INR581 bn in equity terms)
- The Issuer may, at its discretion and subject to any applicable conditions or the RBI Guidelines, or as are otherwise notified to the Issuer by the RBI, from time to time, reinstate the principal amount of the Notes (but only in respect of any Write-Down pursuant to a CET1 Trigger Event)

Gone concern PONV Trigger Event

- Permanent write-down (in whole or in part) by the amount that would be sufficient to satisfy the RBI that the Issuer will not become non-viable
- **"PONV Trigger Event"** in respect of the Issue, means the earlier of:
 - a decision that a write-down, without which the Issuer would become non-viable, is necessary, as determined by the RBI; and
 - the decision to make a public sector injection of capital, or equivalent support, without which the Issuer would have become non-viable, as determined by the RBI
- *The RBI Guidelines as at the Issue Date state that, for this purpose, a non-viable bank will be a bank which, owing to its financial and other difficulties, may no longer remain a going concern on its own in the opinion of the RBI unless appropriate measures are taken to revive its operations and thus, enable it to continue as a going concern. The difficulties faced by a bank should be such that these are likely to result in financial losses and raising the Common Equity Tier 1 Capital of the bank should be considered as the most appropriate way to prevent the bank from turning non-viable. Such measures would include a permanent write-off in combination with or without other measures as considered appropriate by the RBI*

Axis' Historical CET1 Ratios and Buffer to 6.125% CET1 Trigger*



Note: * Based on bank only standalone CET1 ratio

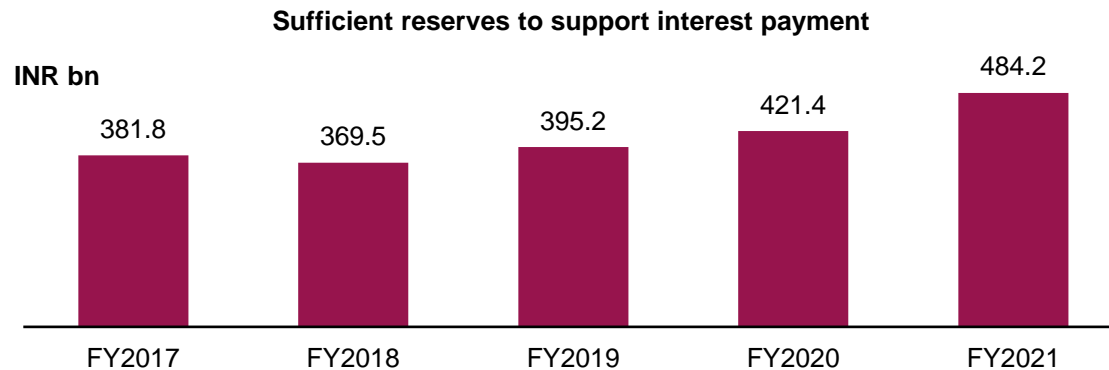
AT1 Interest Cancellation Protection




Mandatory Interest Cancellation Event

- Pursuant to the RBI Guidelines, coupons on all Additional Tier 1 instruments (such as the Additional Tier 1 Notes) must be paid out of distributable items. In this context, coupons may be paid out of current year profits.
- However, if current year profits are not sufficient, coupon(s) may be paid subject to availability of (I) profits brought forward from previous years, and/or (II) reserves representing appropriation of net profits, including statutory reserves, and excluding share premium, revaluation reserve, foreign currency translation reserve, investment reserve and reserves created on amalgamation. The accumulated losses and deferred revenue expenditure, if any, shall be netted off from (I) and (II) to arrive at the available balances for payment of coupon(s).
- If the aggregate of: (a) profits in the current year; (b) profits brought forward from the previous years and (c) permissible reserves as at (II) above, excluding statutory reserves, net of accumulated losses and deferred revenue expenditure are less than the amount of the coupon(s), only then the Issuer shall make appropriation from the statutory reserves. In such cases, the Issuer is required to report to the RBI within twenty-one days from the date of such appropriation in compliance with Section 17(2) of the Banking Regulation Act 1949.
- However, payment of coupons on Additional Tier 1 Notes from the revenue reserves is subject to the Issuer meeting minimum regulatory requirements for CET1, Tier 1 and Total Capital ratios at all times and subject to the restrictions under the capital buffer frameworks (i.e. capital conservation buffer and counter cyclical capital buffer in terms of paragraphs 15 and 17 respectively of the RBI Circular dated 2 February 2017 comprising part of the RBI Guidelines).

Axis' Historical Reserves Available for Interest Payment*



Distance to Regulatory Capital Requirement



Note: * Reserves include statutory reserve, general reserve, capital reserve, reserve fund, balance in profit and loss account brought forward

Financial Summary



Standalone Profit & Loss Account

Financial Performance (INR bn)		Q1FY22	Q1FY21
Interest Income ⁽¹⁾	A	160	164
Other Income	B	36	26
Total Income	C = A + B	196	190
Interest Expended	D	82	95
Net Interest Income	E = A - D	78	69
Operating Revenue	F = E + B	114	95
Operating Expenses	G	49	37
Operating Profit	H = F - G	65	58
Provisions and Contingencies	I	43	47
Net Profit	J = H - I	22	11
EPS Diluted ⁽²⁾		7.03	3.94
Return on Average Assets (annualized) ⁽³⁾		0.86%	0.48%
Return on Equity (annualized)		9.11%	5.74%
Capital Adequacy Ratio (Basel III) ⁽⁴⁾		18.67%	17.29%

	FY21	FY20	FY19
	636	626	550
	149	155	131
	785	782	681
	344	374	333
	292	252	217
	441	407	348
	184	173	158
	257	234	190
	191	218	143
	66	16	47
	22.09	5.97	18.09
	0.70%	0.20%	0.63%
	7.55%	2.34%	8.09%
	19.12%	17.53%	15.84%

Note: All figures in INR bn. Figures rounded off to nearest integral values. Financial information prepared in accordance with Indian GAAP

(1) Interest earned includes dividends earned on equity and preference shares and units of mutual funds

(2) Diluted EPS for Q1FY20 and Q1FY21 are not annualized

(3) Calculated as net profit divided by average month-end assets for the fiscal.

(4) Capital adequacy ratios are computed in accordance with RBI guidelines

(5) Interest income and interest expended for Q1FY21 has been regrouped to confirm to classification in Q1FY22 on account of reporting of structured collateralised foreign loans and deposits on net basis from Q1FY22 onwards.

Financial Summary



Standalone Balance Sheet

Balance Sheet (INR bn)	As on 30-Jun-21	As on 30-Jun-20
Capital And Liabilities		
Capital	6	6
Reserves & Surplus	1,033	855
Deposits	7,138	6,156
Borrowings	1,509	1,428
Other Liabilities and Provisions	434	401
Total	10,120	8,846

As on 31-Mar-21	As on 31-Mar-20	As on 31-Mar-19
6	6	5
1,010	844	661
7,073	6,401	5,485
1,429	1,480	1,528
443	421	331
9,961	9,152	8,010

Assets		
Cash and Balances with RBI / Banks and call money	730	601
Investments	2,399	1,873
Advances	6,148	5,488
Fixed Assets	43	44
Other Assets	800	840
Total	10,120	8,846

617	973	672
2,261	1,568	1,750
6,237	5,714	4,948
43	43	40
803	854	600
9,961	9,152	8,010

Note: All figures in INR bn. Figures rounded off to nearest integral values. Financial information prepared in accordance with Indian GAAP

1) Advances and deposits as on 30-June-21 and 30-June-20 are after netting structured collateralised foreign currency loans. Prior year end numbers are not comparable with the June-21 numbers.

Thank You

