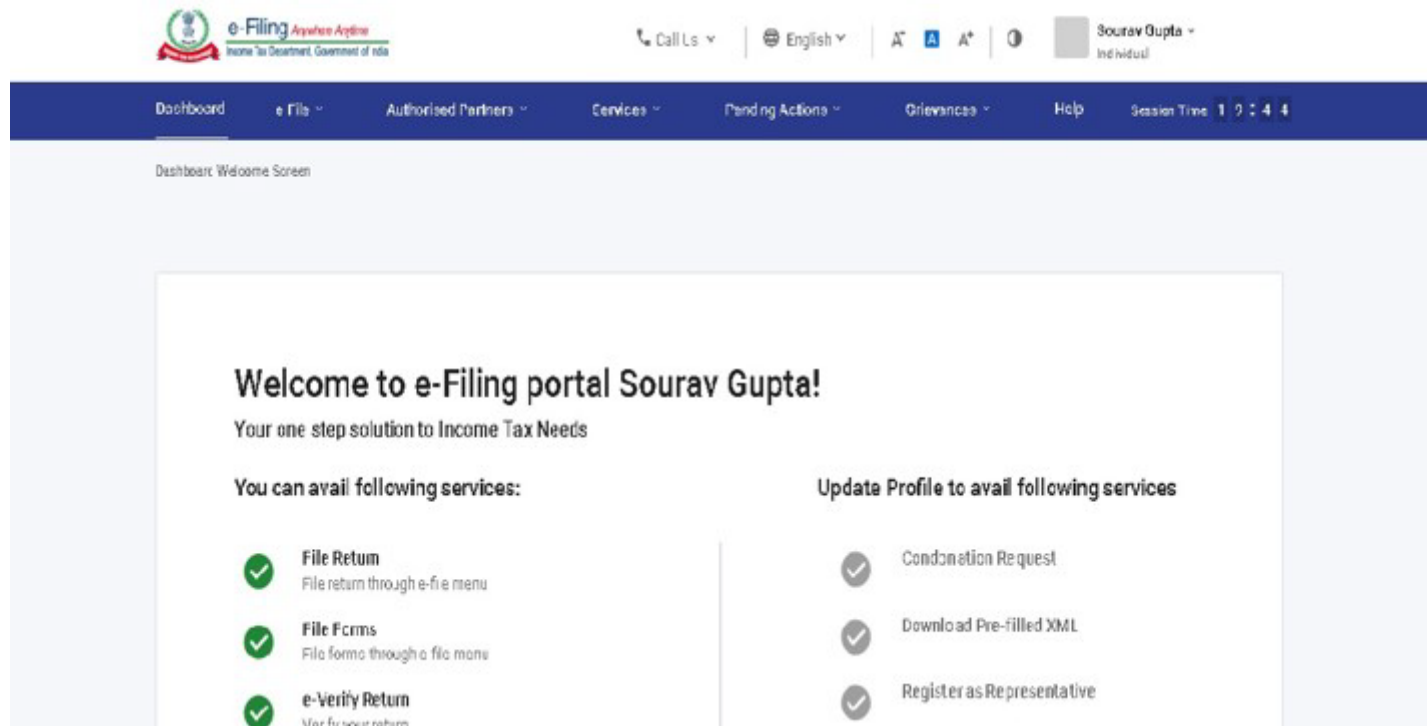


CBDT TIN 2.0 (MAKER & CHECKER) PROCESS FLOW IN CIB Through Axis Bank Net banking

Process Flow (Step 1)

First Login into Income Tax portal: <https://eportal.incometax.gov.in/iec/foervices/#/login>



Client need to input their PAN/TAN no & Password to proceed ahead



Post login welcome page will get display.

Process Flow (Step 2)- Maker Login

The screenshot shows the e-Filing portal dashboard for user NIRBAN KUMAR BA. The 'Income Tax Returns' menu is open, and 'E-Pay Tax' is highlighted. A red arrow points from this option to the right-hand text box.

Post login customer need to click on **E-Pay Tax** to generate paid challan copy.

The screenshot shows the 'e-Pay Tax' page for user Sourav Gupta. A '+ New Payment' button is highlighted with a red arrow pointing from the right-hand text box. Below the button is a table with the following data:

Type of Payment	Assessment Year	Saved On	Action (x)
Advance Tax(100)	2023-24	10Oct2022	⋮
Advance Tax(100)	2023-24	10Oct2022	⋮

Post clicking on e-pay tax, customer need to click on **new payment tab** to make respective Tax head payment.

Process Flow (Step 2)- Maker Login

Income Tax
Advance Tax (100), Self Assessment Tax (100), Tax on Distributed Income to Unit Holders (107)... [Read More](#)

Demand Payment as Regular Assessment Tax (100)
Payment of demand raised against previous years processed returns

Equalisation Levy/STT/CTT
Equalisation Levy (113), Commodities Transaction Tax (800), Securities Transaction Tax (801)... [Read More](#)

Fee/ Other Payments
Fees: Wealth Tax, Dividend Benefit Tax

26 QB (TDS on Sale of Property)
Payment of TDS on Sale of Property

Demand Payment for TDS on Property
Payment of demand raised by TDS/FCP

Post customer click on **new payment** tab customer need to click on **income tax** tab to proceed ahead.

1 Add Tax Applicable Details → 2 Add Tax Break Up Details → 3 Add Payment Details

Assessment Year *
Select

Type of Payment (Minor Head) *
Select

< Back Continue >

Post click on **proceed ahead** tab, customer need to select assessment year & type of payment head to continue.

Process Flow (Step 2)- Maker Login

The screenshot shows a tax calculation form on the e-Filing portal. The form includes the following fields and values:

Field	Value
(a) Tax	₹ 0
(b) Surcharge	₹ 0
(c) Cess	₹ 0
(d) Interest	₹ 0
(e) Penalty	₹ 0
(f) Duties	₹ 0
Total (a + b + c + d + e + f)	₹ 0

At the bottom of the form, there are two buttons: "Go to Assesment" and "Continue". The "Continue" button is highlighted in blue.

Post login customer need to input their amount of tax and click on **continue** button to proceed ahead.

The screenshot shows the Net Banking payment options on the e-Filing portal. The page lists several banks with radio buttons for selection:

- Canara Bank
- Indian Overseas Bank
- Kotak Mahindra Bank Limited
- Bank Of Maharashtra
- ICICI Bank
- Indian Bank
- Karur Vysya Bank
- Federal Bank
- Bank Of India
- Other Bank

Below the list, there is a dropdown menu for "Other Bank" with "Axis Bank" selected.

Text below the dropdown: "Can't find your bank? This net banking mode is for Authorized banks only. For other banks please use Payment Gateway or RTGS/NEFT option."

Post that customer need to select **Axis Bank** on given banks list and proceed ahead.

Process Flow (Step 2)- Maker Login

Category	Amount
(a) Tax	₹ 0
(b) Surcharge	₹ 0
(c) Cess	₹ 3
(d) Interest	₹ 0
(e) Penalty	₹ 0
(f) Other	₹ 0
Total(a+b+c+d+e+f)	₹ 3

In words: Rupees Three Only

< Back Pay Later Pay Now

Post selecting bank customer need to select on **pay now** button to proceed ahead



Welcome to AXIS BANK Net Payment facility

Thank you for choosing AXIS Bank for your Tax Payment. Please select Channel to proceed.

Corporate Banking User Retail Banking User

Pay

Once customer click on pay now, it will redirect them to axis bank net banking platform where they need to select **CIB**.

Process Flow (Step 2)- Maker Login

AXIS BANK | CORPORATE

HIGH SECURED LOGIN

NEWCORPORATE

RRCMAKER1

Use Virtual Keyboard

Login

Maker need to **login** with his/her credentials

Post login maker need to select the debit account no and proceed to **next** screen to confirm.

Post that maker will input the **OTP** and click on **confirm** button to proceed ahead.

Transaction Details

Name of the Customer NEWCORPORATE	Transaction ID 221064180000013	RAN / TAN AAA9A2314A	CIN 2210140000028
Assessment Year 2023-24	CIN Expiry Date 14-10-2022	Major Head 0021	Minor Head 100
Total Amount ₹ 3	Bank fee ₹ 0	Surcharge ₹ 3	Education Cost ₹ 0
Interest ₹ 0	Penalty ₹ 0	Others ₹ 0	Payment Mode EPY
Transaction Initiation Date 14-10-2022	Total Amount in words Three		

Total Amount ₹ 3	Bank fee ₹ 0	Surcharge ₹ 3	Education Cost ₹ 0
Interest ₹ 0	Penalty ₹ 0	Others ₹ 0	Payment Mode EPY
Transaction Initiation Date 14-10-2022	Total Amount in words Three		

Debit Account:

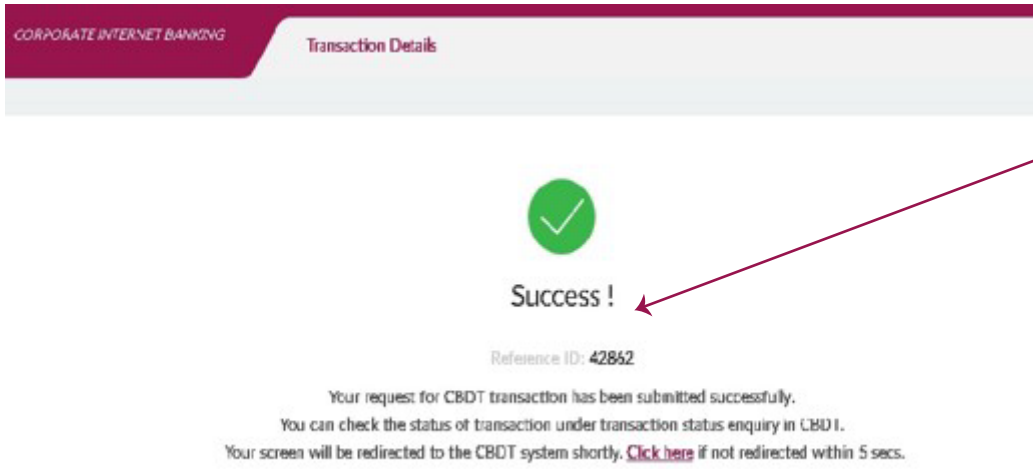
Available Balance:

Rule:

Approver 1 (Optional): Remarks for Approver 1:

One-time Password: System In Use (32 seconds):

Process Flow (Step 2)- checker login



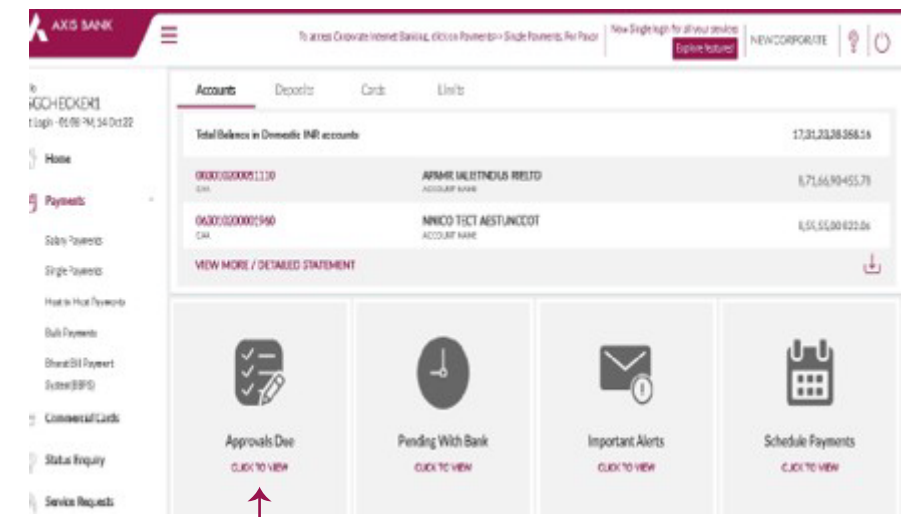
Once maker click on continue post **OTP** success screen will pop up with ref id.

Checker will **login** into CIB portal using their credentials.

Post login checker need to click on **approval due** tab to select pending transactions.

CORPORATE

prior to cheque presentment/clearing date | All scheduled payment transactions in CIB will be processed after 10.30 am on the schedule



Process Flow (Step 2)- checker login

AXIS BANK

Home / Approvals Due / CBOT

Payments (1) | Trade (0) | SCF (0) | ERP (0) | Service Request (0)

Single (0) | Axis Salary (0) | Manage Payee (0) | Bulk (0) | HQH (0) | FD (0) | GST Transactions (0) | **CBOT (1)** | Bulk CBOT (0) | PFMS - 1

INITIATION DATE	REF.ID	CRN	PAN/TAN	MAJOR HEAD	TOTAL AMOUNT	REMARKS
26-10-2022	714107553	22102600007456	DDGPK2420G	0021	₹1	

Note: CBOT transactions will expire within 7 days from the day of maker submission.

Post checker click on **approval due**, page will appear with **transaction details to authorize**. Checker need to select the same and click on **authorize** button to proceed ahead.



SUCCESS

YOUR AUTHORIZATION IS SUCCESSFUL
Request is approved and processed successfully. Your reference id is 714107553.

TRANSACTION DETAILS

INITIATED DATE	REF. ID	CRN
26-10-2022 16:09:18	714107553	22102600007456
PAN/TAN	TOTAL AMOUNT	
DDGPK2420G	₹1	

INITIATED BY: AKSHAY
REMARKS: -
AUTHORIZED BY: SHANKAR

TRANSACTION SUMMARY

NO OF TRANSACTIONS	SUCCESSFUL	FAILED	TOTAL AMOUNT APPROVED
1	1	0	₹1

Post clicking on **authorize** tab checker need to input **OTP** & confirm and post that success screen will pop up with **CRN details**.