

HDFC Corporate Bond Gr

Category Debt - Corporate Bond Fund

Suggested Horizon 18 Months and above

Investment Objective

To generate income/capital appreciation through investments predominantly in AA+ and above rated corporate bonds. There is no assurance that the investment objective of the Scheme will be realized.

Manager Biography

Anupam Joshi since 10/27/2015

Chirag Dagli since 7/31/2019

Scheme Details

Inception Date	6/29/2010
Minimum Initial	5,000
Annual Report Net Expense Ratio	0.44
NAV (Mo-End)	22.97
Exit Fee	0.00

Portfolio Characteristics

Modified Duration	2.84
Avg Eff Maturity	3.78
Yield to Maturity	6.91

HDFC Corporate Bond Gr - Operations

Std Dev 3 Yr (Mo-End)	1.82
Beta 3 Yr (Mo-End)	1.19
Sharpe Ratio 3 Yr (Mo-End)	2.55
Information Ratio 3 Yr (Mo-End)	0.42

Past performance is not a guarantee of future returns. The value of investments may fall as well as rise and investors may not get back the full amount invested. Any decision to invest should be based on a full reading of the offer document. In case of any discrepancy between this sheet and the offer document in force, the offer document shall prevail.

Portfolio Date: 4/30/2020

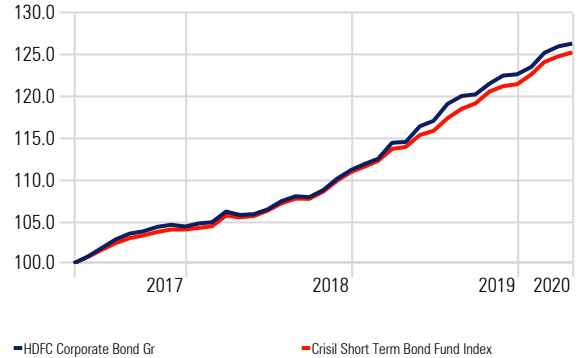
Trailing Returns

Display Benchmark 1: Crisil Short Term Bond Fund Index Display Benchmark 2:

	Inv	Bmk1
3 Months	2.04	2.19
6 Months	4.37	4.52
1 Year	9.92	9.82
2 Years	8.57	9.19
3 Years	9.77	9.34
5 Years		8.39

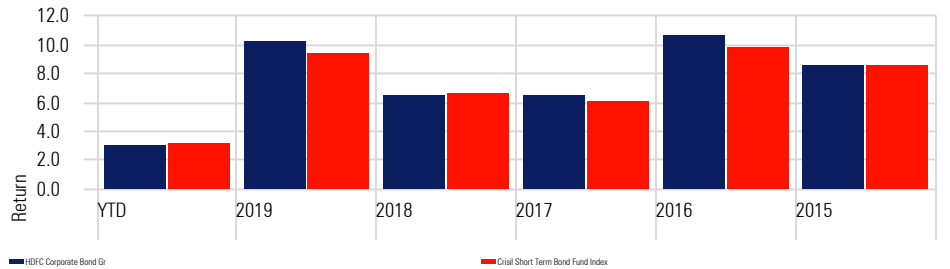
Investment Growth

Time Period: 5/1/2017 to 4/30/2020



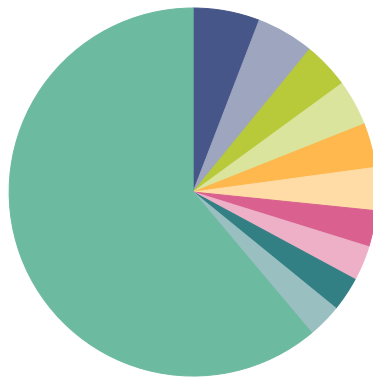
Returns

Calculation Benchmark: Crisil Short Term Bond Fund Index



Portfolio Holdings

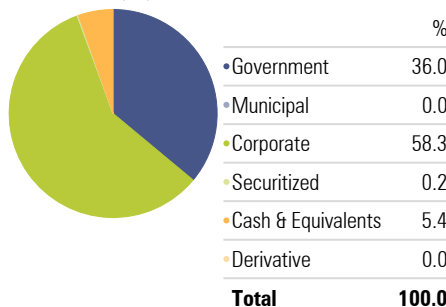
Portfolio Date: 4/30/2020



	%
6.79% Govt Stock 2027	5.8
State Bank Of India	5.0
7.59% Govt Stock 2026	4.1
Reliance Industries Limited	4.0
LIC HOUSING FINANCE LIMITED	3.9
6.97% Govt Stock 2026	3.8
Housing Development Finance Corporation Limited	3.2
LIC Housing Finance Limited	3.1
Power Finance Corporation Ltd.	3.0
National Highways Authority Of India	3.0
Other	61.1
Total	100.0

Portfolio Allocation

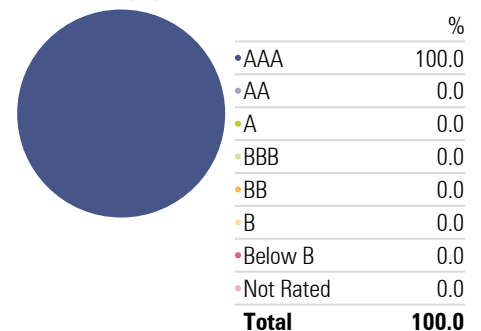
Portfolio Date: 4/30/2020



	%
Government	36.0
Municipal	0.0
Corporate	58.3
Securitized	0.2
Cash & Equivalents	5.4
Derivative	0.0
Total	100.0

Credit Quality

Portfolio Date: 4/30/2020



	%
AAA	100.0
AA	0.0
A	0.0
BBB	0.0
BB	0.0
B	0.0
Below B	0.0
Not Rated	0.0
Total	100.0