

IDFC Corporate Bond Reg Gr

Category Debt - Corporate Bond Fund

Suggested Horizon 18 Months and above

Investment Objective

The Fund seeks to provide steady income and capital appreciation by investing primarily in AA+ and above rated corporate debt securities across maturities.

Manager Biography

Anurag Mittal since 1/12/2016

Scheme Details

Inception Date	1/12/2016
Minimum Initial	5,000
Annual Report Net Expense Ratio	0.54
NAV (Mo-End)	13.82
Exit Fee	0.00

Portfolio Characteristics

Modified Duration	3.11
Avg Eff Maturity	3.74
Yield to Maturity	6.81

IDFC Corporate Bond Reg Gr - Operations

Std Dev 3 Yr (Mo-End)	1.28
Beta 3 Yr (Mo-End)	0.82
Sharpe Ratio 3 Yr (Mo-End)	2.95
Information Ratio 3 Yr (Mo-End)	-1.16

Past performance is not a guarantee of future returns. The value of investments may fall as well as rise and investors may not get back the full amount invested. Any decision to invest should be based on a full reading of the offer document. In case of any discrepancy between this sheet and the offer document in force, the offer document shall prevail.

Portfolio Date: 4/30/2020

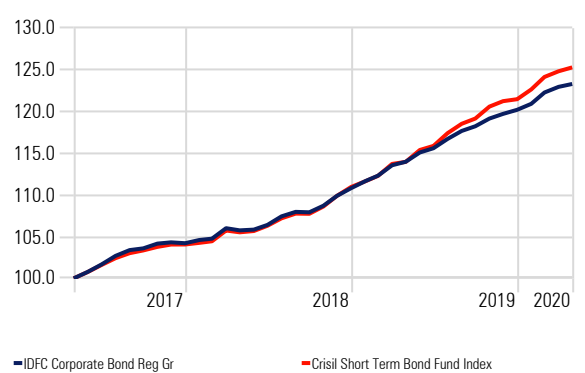
Trailing Returns

Display Benchmark 1: Crisil Short Term Bond Fund Index Display Benchmark 2:

	Inv	Bmk1
3 Months		2.19
6 Months		4.52
1 Year		9.82
2 Years		9.19
3 Years		9.34
5 Years		8.39

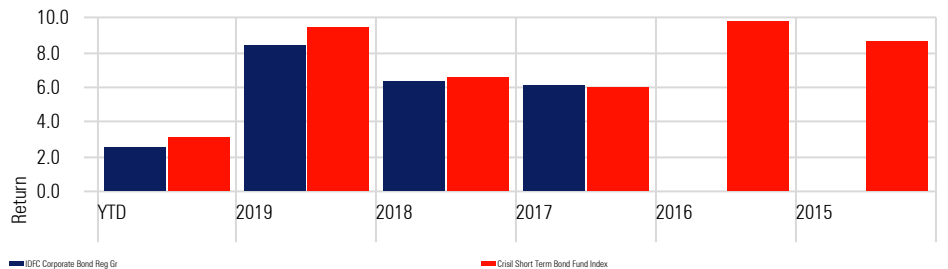
Investment Growth

Time Period: 5/1/2017 to 4/30/2020



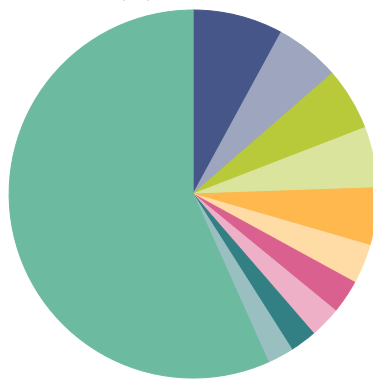
Returns

Calculation Benchmark: Crisil Short Term Bond Fund Index



Portfolio Holdings

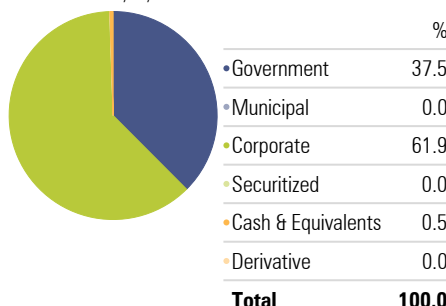
Portfolio Date: 4/30/2020



	%
National Housing Bank	7.9
Rec Limited	5.7
National Bank For Agriculture And Rural Development	5.5
Housing Development Finance Corporation Limited	5.3
Larsen And Toubro Limited	5.0
National Bank For Agriculture And Rural Development	3.5
Reliance Jio Infocomm Limited	3.0
Indian Railway Finance Corporation Limited	2.7
Housing Development Finance Corporation Limited	2.3
LIC Housing Finance Limited	2.3
Other	56.7
Total	100.0

Portfolio Allocation

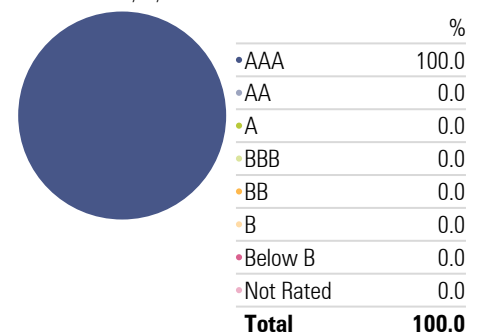
Portfolio Date: 4/30/2020



	%
Government	37.5
Municipal	0.0
Corporate	61.9
Securitized	0.0
Cash & Equivalents	0.5
Derivative	0.0
Total	100.0

Credit Quality

Portfolio Date: 4/30/2020



	%
AAA	100.0
AA	0.0
A	0.0
BBB	0.0
BB	0.0
B	0.0
Below B	0.0
Not Rated	0.0
Total	100.0