

ICICI Pru All Seasons Bond Gr

Category Debt - Dynamic Bond

Suggested Horizon 18 Months and above

Investment Objective

To generate income through investing in a range of debt and money market instruments of various duration while maintaining the optimum balance of yield, safety and liquidity. However, there can be no assurance or guarantee that the investment objective of the Scheme would be achieved.

Manager Biography

Manish Banthia since 9/28/2012

Anuj Tagra since 1/15/2015

Scheme Details

Inception Date	1/20/2010
Minimum Initial	5,000
Annual Report Net Expense Ratio	1.32
NAV (Mo-End)	25.78
Exit Fee	0.25

Portfolio Characteristics

Modified Duration	4.35
Avg Eff Maturity	6.88
Yield to Maturity	7.91

ICICI Pru All Seasons Bond Gr - Operations

Std Dev 3 Yr (Mo-End)	2.49
Beta 3 Yr (Mo-End)	0.72
Sharpe Ratio 3 Yr (Mo-End)	1.84
Information Ratio 3 Yr (Mo-End)	-0.16

Past performance is not a guarantee of future returns. The value of investments may fall as well as rise and investors may not get back the full amount invested. Any decision to invest should be based on a full reading of the offer document. In case of any discrepancy between this sheet and the offer document in force, the offer document shall prevail.

Portfolio Date: 4/30/2020

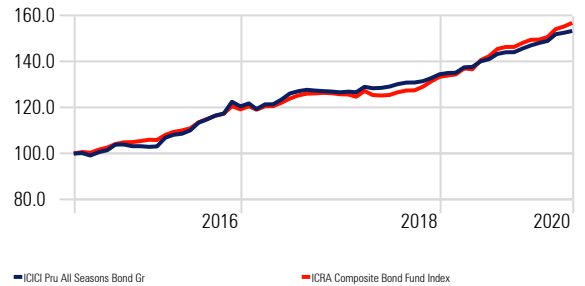
Trailing Returns

Display Benchmark 1: CRISIL 10 Yr Gilt Index Display Benchmark 2:

	Inv	Bmk1
3 Months	0.16	1.33
6 Months	5.10	5.70
1 Year	14.12	12.73
2 Years	13.88	4.58
3 Years	12.49	7.41
5 Years	10.36	6.22

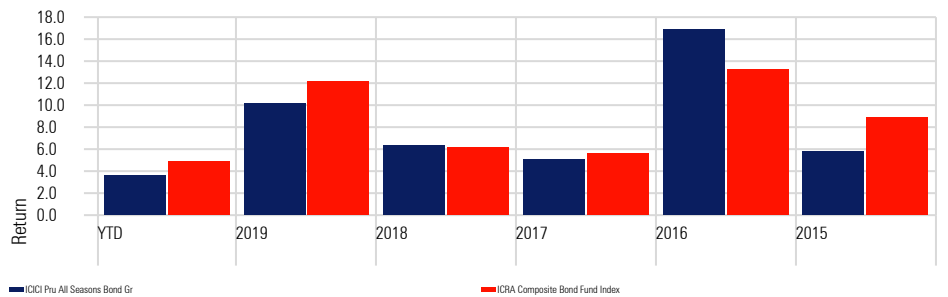
Investment Growth

Time Period: 5/1/2015 to 4/30/2020



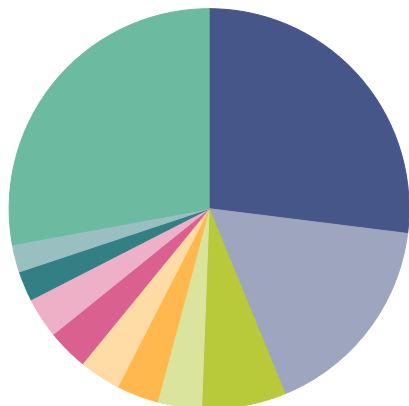
Returns

Calculation Benchmark: ICRA Composite Bond Fund Index



Portfolio Holdings

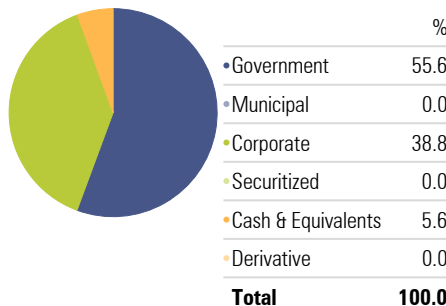
Portfolio Date: 4/30/2020



Category	%
GOVT STOCK	27.0
GOVT STOCK	16.8
EMBASSY OFFICE PARKS REIT	6.8
TMF HOLDINGS LIMITED	3.6
Promont Hillside Private Limited	3.4
Aspire Home Finance Corporation Limited	3.4
Vedanta Limited	3.3
Essar Oil Limited	3.3
The Great Eastern Shipping Company Limited	2.4
GOVT STOCK	2.2
Other	27.9
Total	100.0

Portfolio Allocation

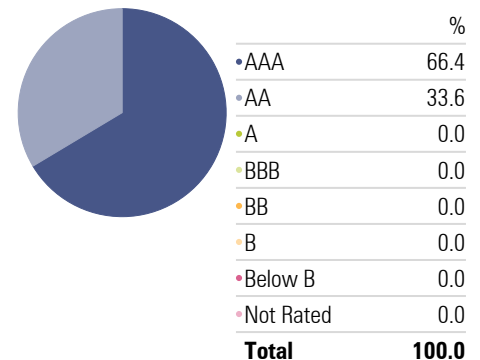
Portfolio Date: 4/30/2020



Category	%
Government	55.6
Municipal	0.0
Corporate	38.8
Securitized	0.0
Cash & Equivalents	5.6
Derivative	0.0
Total	100.0

Credit Quality

Portfolio Date: 4/30/2020



Category	%
AAA	66.4
AA	33.6
A	0.0
BBB	0.0
BB	0.0
B	0.0
Below B	0.0
Not Rated	0.0
Total	100.0