

IDFC Dynamic Bond Reg Gr

Category Debt - Dynamic Bond

Suggested Horizon 18 Months and above

Investment Objective

To generate optimal returns by active management of the portfolio by investing in debt and money market instruments across maturities.

Manager Biography

Suyash Choudhary since 10/15/2010

Scheme Details

Inception Date	12/3/2008
Minimum Initial	5,000
Annual Report Net Expense Ratio	1.56
NAV (Mo-End)	25.66
Exit Fee	0.00

Portfolio Characteristics

Modified Duration	6.54
Avg Eff Maturity	9.08
Yield to Maturity	6.45

IDFC Dynamic Bond Reg Gr - Operations

Std Dev 3 Yr (Mo-End)	3.65
Beta 3 Yr (Mo-End)	1.09
Sharpe Ratio 3 Yr (Mo-End)	1.34
Information Ratio 3 Yr (Mo-End)	0.06

Past performance is not a guarantee of future returns. The value of investments may fall as well as rise and investors may not get back the full amount invested. Any decision to invest should be based on a full reading of the offer document. In case of any discrepancy between this sheet and the offer document in force, the offer document shall prevail.

Portfolio Date: 4/30/2020

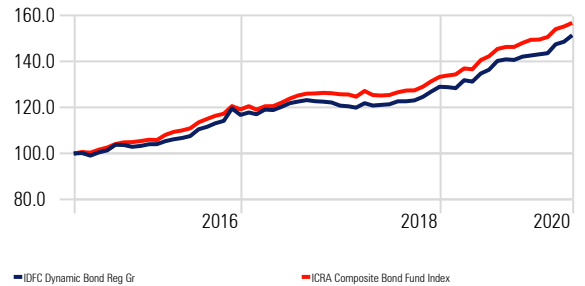
Trailing Returns

Display Benchmark 1: CRISIL 10 Yr Gilt Index Display Benchmark 2:

	Inv	Bmk1
3 Months	0.09	1.33
6 Months	5.34	5.70
1 Year	13.42	12.73
2 Years	7.69	4.58
3 Years	10.07	7.41
5 Years	9.39	6.22

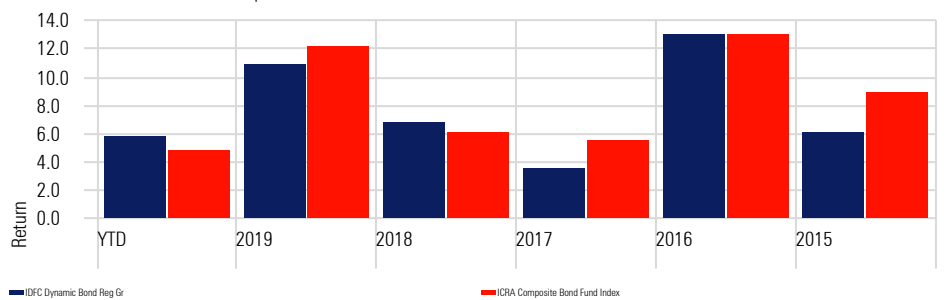
Investment Growth

Time Period: 5/1/2015 to 4/30/2020



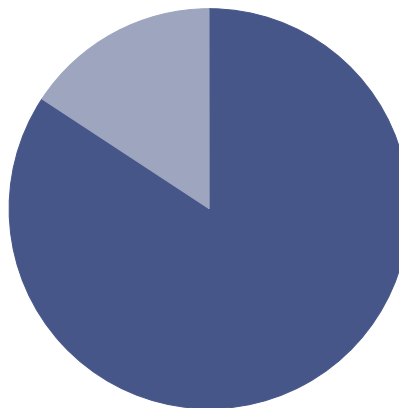
Returns

Calculation Benchmark: ICRA Composite Bond Fund Index



Portfolio Holdings

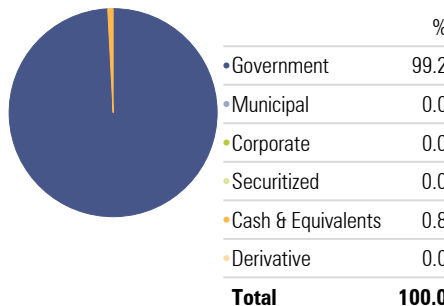
Portfolio Date: 4/30/2020



	%
• 7.26% Govt Stock 2029	84.2
• 6.68% Govt Stock 2031	15.7
• 8.20% Govt Stock 2025	0.0
• 7.17% Govt Stock 2028	0.0
Total	100.0

Portfolio Allocation

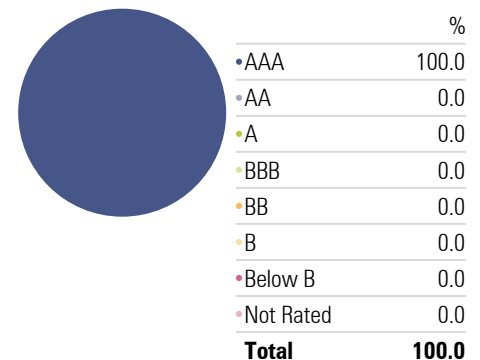
Portfolio Date: 4/30/2020



	%
• Government	99.2
• Municipal	0.0
• Corporate	0.0
• Securitized	0.0
• Cash & Equivalents	0.8
• Derivative	0.0
Total	100.0

Credit Quality

Portfolio Date: 4/30/2020



	%
• AAA	100.0
• AA	0.0
• A	0.0
• BBB	0.0
• BB	0.0
• B	0.0
• Below B	0.0
• Not Rated	0.0
Total	100.0