

Kotak Dynamic Bond Reg Gr

Category Debt - Dynamic Bond

Suggested Horizon 18 Months and above

Investment Objective

The investment objective of the Scheme is to maximise returns through an active management of a portfolio of debt and money market securities. There is no assurance or guarantee that the investment objective of the scheme will be achieved.

Manager Biography

Deepak Agrawal since 7/11/2007

Scheme Details

Inception Date	5/26/2008
Minimum Initial	5,000
Annual Report Net Expense Ratio	0.48
NAV (Mo-End)	26.87
Exit Fee	0.00

Portfolio Characteristics

Modified Duration	4.21
Avg Eff Maturity	5.84
Yield to Maturity	7.50

Kotak Dynamic Bond Reg Gr - Operations

Std Dev 3 Yr (Mo-End)	2.41
Beta 3 Yr (Mo-End)	0.69
Sharpe Ratio 3 Yr (Mo-End)	2.04
Information Ratio 3 Yr (Mo-End)	0.05

Past performance is not a guarantee of future returns. The value of investments may fall as well as rise and investors may not get back the full amount invested. Any decision to invest should be based on a full reading of the offer document. In case of any discrepancy between this sheet and the offer document in force, the offer document shall prevail.

Portfolio Date: 4/30/2020

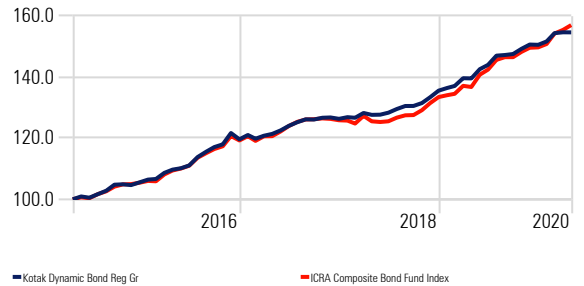
Trailing Returns

Display Benchmark 1: CRISIL 10 Yr Gilt Index Display Benchmark 2:

	Inv	Bmk1
3 Months	0.97	1.33
6 Months	3.85	5.70
1 Year	9.24	12.73
2 Years	9.02	4.58
3 Years	9.24	7.41
5 Years	8.94	6.22

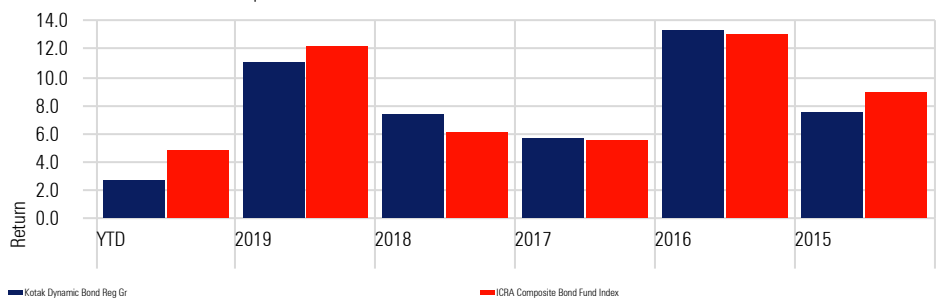
Investment Growth

Time Period: 5/1/2015 to 4/30/2020



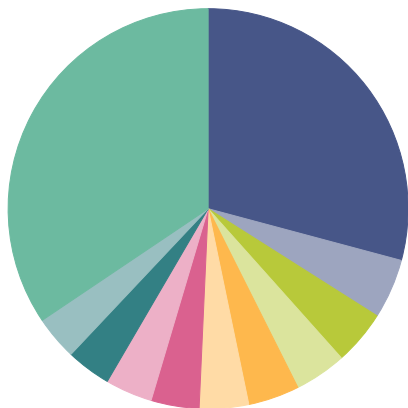
Returns

Calculation Benchmark: ICRA Composite Bond Fund Index



Portfolio Holdings

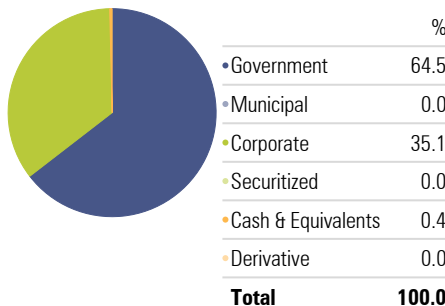
Portfolio Date: 4/30/2020



	%
7.26% Govt Stock 2029	29.2
STATE BANK OF INDIA	4.8
GOVT STOCK	4.4
Rural Electrification Corporation Limited	4.2
Bank Of Baroda	4.1
LIC HOUSING FINANCE LIMITED	4.0
INDIAN RAILWAY FINANCE CORPORATION LIMITED	3.9
Reliance Ports And Terminals Limited	3.8
7.68% Govt Stock 2023	3.6
INDIAN RAILWAY FINANCE CORPORATION LIMITED	3.6
Other	34.4
Total	100.0

Portfolio Allocation

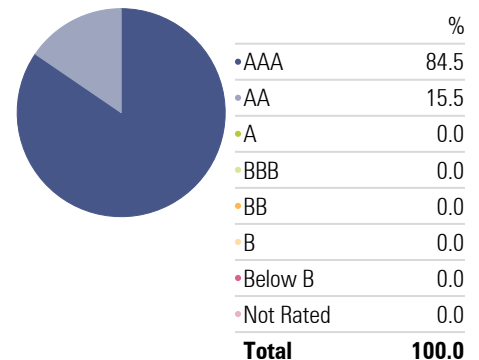
Portfolio Date: 4/30/2020



	%
Government	64.5
Municipal	0.0
Corporate	35.1
Securitized	0.0
Cash & Equivalents	0.4
Derivative	0.0
Total	100.0

Credit Quality

Portfolio Date: 4/30/2020



	%
AAA	84.5
AA	15.5
A	0.0
BBB	0.0
BB	0.0
B	0.0
Below B	0.0
Not Rated	0.0
Total	100.0