

Aditya BSL Liquid Reg Gr

Category Debt - Liquid Fund

Suggested Horizon Upto 3 Months

Investment Objective

The objective of the scheme is to provide reasonable returns at a highest level of safety and liquidity through investments in high quality debt and money market instruments.

Manager Biography

Sunaina Da Cunha since 18-06-2009

Kaustubh Gupta since 15-07-2011

Scheme Details

Inception Date	30-03-2004
Minimum Initial	500
Annual Report Net Expense Ratio	0.23
NAV (Mo-End)	319.07
Exit Fee	0.01

Portfolio Characteristics

Modified Duration	0.12
Avg Eff Maturity	0.13
Yield to Maturity	5.49

Aditya BSL Liquid Reg Gr - Snapshot

Total Ret Annlzd 3 Yr (Mo-End)	6.81
Std Dev 3 Yr (Mo-End)	0.25
Alpha 3 Yr (Mo-End)	0.36
Beta 3 Yr (Mo-End)	0.87
Sharpe Ratio 3 Yr (Mo-End)	14.39
Tracking Error 3 Yr (Mo-End)	0.10

Past performance is not a guarantee of future returns. The value of investments may fall as well as rise and investors may not get back the full amount invested. Any decision to invest should be based on a full reading of the offer document. In case of any discrepancy between this sheet and the offer document in force, the offer document shall prevail.

Portfolio Date: 30-04-2020

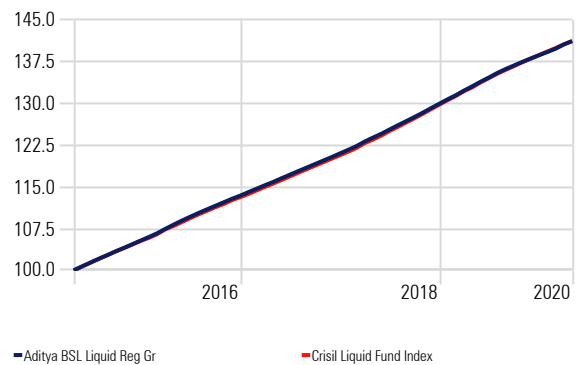
Trailing Returns

Calculation Benchmark: Crisil Liquid Fund Index

	Inv	Bmk1
6 Months	2.70	2.77
1 Years	6.10	6.27
2 Years	6.78	6.95
3 Years	6.81	6.91
5 Years	7.15	7.15

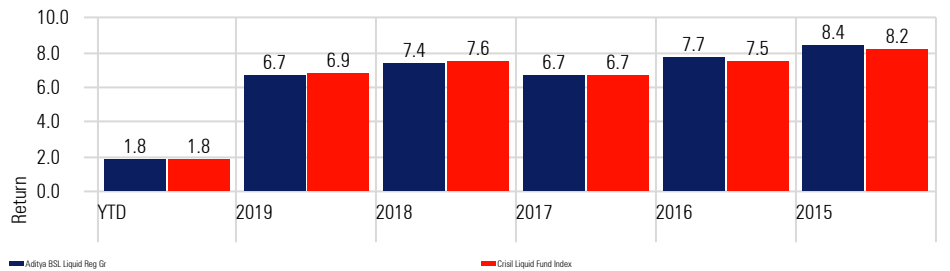
Investment Growth

Time Period: 01-05-2015 to 30-04-2020



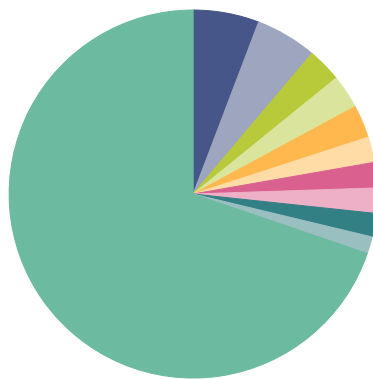
Returns

Calculation Benchmark: Crisil Liquid Fund Index



Portfolio Holdings

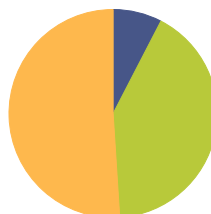
Portfolio Date: 30-04-2020



	%
84 DTB 23062020	5.8
77 DTB 16062020	5.4
Reliance Jio Infocomm Limited	3.0
Tata Steel Limited	3.0
91 DTB 23072020	2.9
Syndicate Bank	2.2
Export-Import Bank Of India	2.2
8.27% Govt Stock 2020	2.2
91 DTB 30-Jul-2020	2.1
Reliance Jio Infocomm Limited	1.5
Other	69.8
Total	100.0

Portfolio Allocation

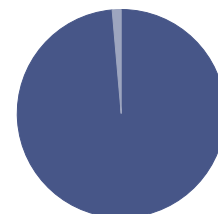
Portfolio Date: 30-04-2020



	%
Government	7.6
Municipal	0.0
Corporate	41.4
Securitized	0.0
Cash & Equivalents	51.0
Derivative	0.0
Total	100.0

Credit Quality

Portfolio Date: 30-04-2020



	%
AAA	98.6
AA	1.4
A	0.0
BBB	0.0
BB	0.0
B	0.0
Below B	0.0
Not Rated	0.0
Total	100.0