

ICICI Pru Long Term Bond Gr

Category Debt - Long Duration Fund

Suggested Horizon 18 Months and above

Investment Objective

To generate income through investments in a range of debt and money market instruments while maintaining the optimum balance of yield, safety and liquidity. However, there can be no assurance or guarantee that the investment objective of the Scheme would be achieved.

Manager Biography

Manish Banthia since 9/19/2013

Scheme Details

Inception Date	7/9/1998
Minimum Initial	5,000
Annual Report Net Expense Ratio	1.76
NAV (Mo-End)	68.08
Exit Fee	0.00

Portfolio Characteristics

Modified Duration	7.60
Avg Eff Maturity	11.98
Yield to Maturity	6.88

ICICI Pru Long Term Bond Gr - Operations

Std Dev 3 Yr (Mo-End)	4.52
Beta 3 Yr (Mo-End)	1.39
Sharpe Ratio 3 Yr (Mo-End)	1.27
Information Ratio 3 Yr (Mo-End)	0.52

Past performance is not a guarantee of future returns. The value of investments may fall as well as rise and investors may not get back the full amount invested. Any decision to invest should be based on a full reading of the offer document. In case of any discrepancy between this sheet and the offer document in force, the offer document shall prevail.

Portfolio Date: 4/30/2020

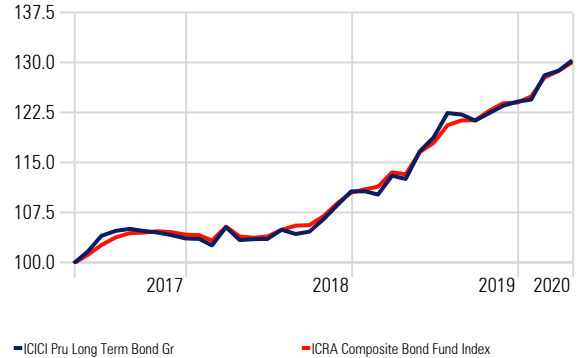
Trailing Returns

Display Benchmark 1: ICRA Composite Bond Fund Index Display Benchmark 2:

	Inv	Bmk1
3 Months	0.12	1.55
6 Months	4.89	5.22
1 Year	13.41	12.67
2 Years	5.71	8.31
3 Years	8.79	9.82
5 Years	7.68	8.46

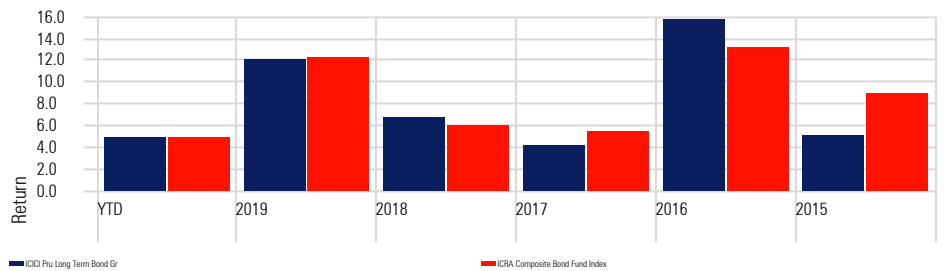
Investment Growth

Time Period: 5/1/2017 to 4/30/2020



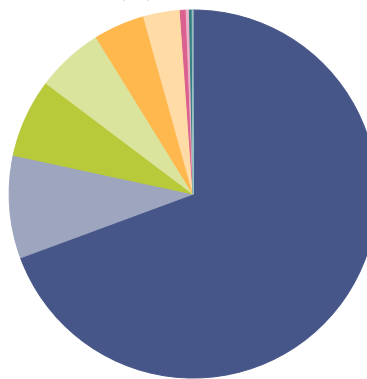
Returns

Calculation Benchmark: ICRA Composite Bond Fund Index



Portfolio Allocation

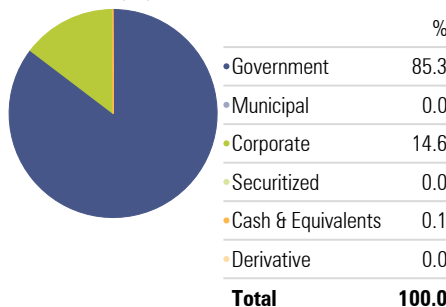
Portfolio Date: 4/30/2020



	%
GOVT STOCK	69.4
NATIONAL BANK FOR AGRICULTURE AND RURAL DEVELOPMENT	9.0
The Great Eastern Shipping Company Limited	6.9
National Highways Authority Of India	5.9
Reliance Utilities And Power Private Limited	4.5
Rural Electrification Corporation Limited	3.2
6.79% Govt Stock 2029	0.5
Indian Railway Finance Corporation Limited	0.3
7.67% TN SDL Spl 2023	0.2
Indian Railway Finance Corporation Limited	0.1
Total	100.0

Portfolio Allocation

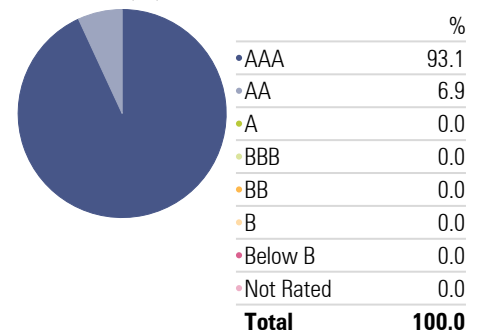
Portfolio Date: 4/30/2020



	%
Government	85.3
Municipal	0.0
Corporate	14.6
Securitized	0.0
Cash & Equivalents	0.1
Derivative	0.0
Total	100.0

Credit Quality

Portfolio Date: 4/30/2020



	%
AAA	93.1
AA	6.9
A	0.0
BBB	0.0
BB	0.0
B	0.0
Below B	0.0
Not Rated	0.0
Total	100.0