

ICICI Pru Bond Gr

Category Debt - Medium to Long Duration

Suggested Horizon 18 Months and above

Investment Objective

To generate income through investments in a range of debt and money market instruments while maintaining the optimum balance of yield, safety and liquidity. However, there can be no assurance or guarantee that the investment objective of the Scheme would be achieved.

Manager Biography

Manish Banthia since 19-09-2013

Scheme Details

Inception Date	18-08-2008
Minimum Initial	5,000
Annual Report Net Expense Ratio	1.12
NAV (Mo-End)	28.59
Exit Fee	1.00

Portfolio Characteristics

Modified Duration	3.86
Avg Eff Maturity	5.29
Yield to Maturity	7.10

ICICI Pru Bond Gr - Operations

Std Dev 3 Yr (Mo-End)	2.61
Beta 3 Yr (Mo-End)	0.78
Sharpe Ratio 3 Yr (Mo-End)	1.55
Information Ratio 3 Yr (Mo-End)	-0.73

Past performance is not a guarantee of future returns. The value of investments may fall as well as rise and investors may not get back the full amount invested. Any decision to invest should be based on a full reading of the offer document. In case of any discrepancy between this sheet and the offer document in force, the offer document shall prevail.

Portfolio Date: 30-04-2020

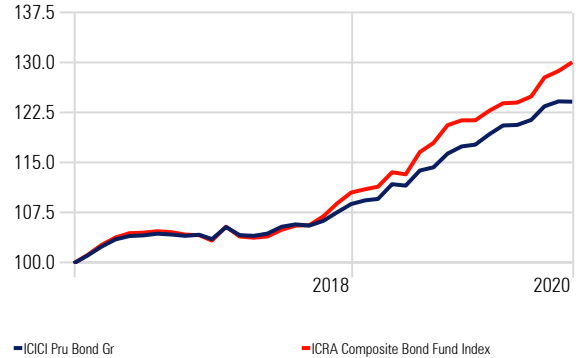
Trailing Returns

Display Benchmark 1: ICRA Composite Bond Fund Index Display Benchmark 2:

	Inv	Bmk1
3 Months	1.37	1.55
6 Months	4.68	5.22
1 Year	12.75	12.67
2 Years	7.35	8.31
3 Years	9.97	9.82
5 Years	8.61	8.46

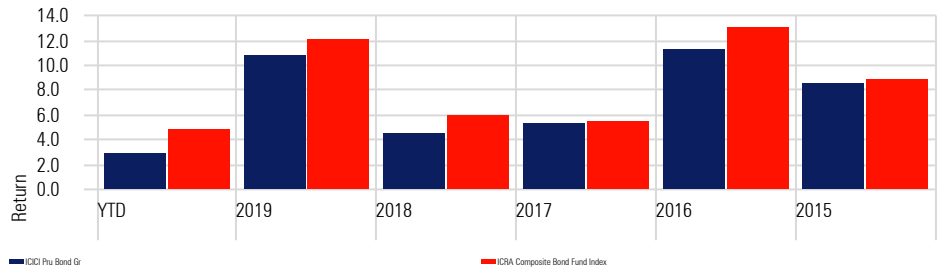
Investment Growth

Time Period: 01-05-2017 to 30-04-2020



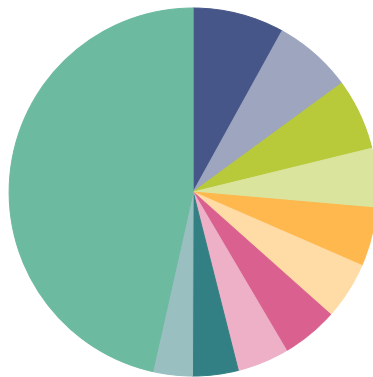
Returns

Calculation Benchmark: ICRA Composite Bond Fund Index



Portfolio Holdings

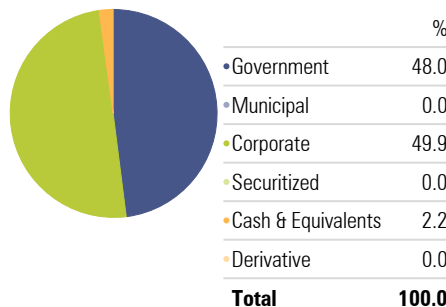
Portfolio Date: 30-04-2020



	%
Housing And Urban Development Corporation Ltd.	8.0
NATIONAL HIGHWAYS AUTHORITY OF INDIA	6.9
Rural Electrification Corporation Limited	6.2
State Bank Of India	5.2
Axis Bank Limited	5.1
LIC HOUSING FINANCE LIMITED	5.1
Mahanagar Telephone Nigam Limited	4.9
ICICI Bank Limited	4.5
POWER FINANCE CORPORATION LIMITED	4.0
State Bank Of Patiala	3.5
Other	46.5
Total	100.0

Portfolio Allocation

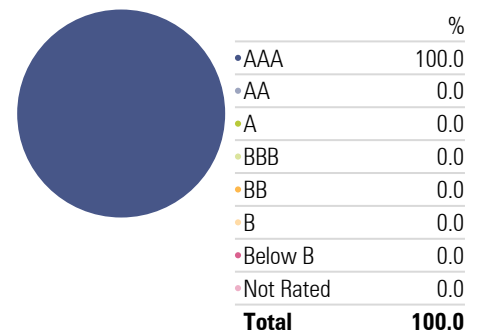
Portfolio Date: 30-04-2020



	%
Government	48.0
Municipal	0.0
Corporate	49.9
Securitized	0.0
Cash & Equivalents	2.2
Derivative	0.0
Total	100.0

Credit Quality

Portfolio Date: 30-04-2020



	%
AAA	100.0
AA	0.0
A	0.0
BBB	0.0
BB	0.0
B	0.0
Below B	0.0
Not Rated	0.0
Total	100.0