

HDFC Overnight Gr

Category Debt - Overnight Fund

Suggested Horizon Upto 3 Months

Investment Objective

To generate returns by investing in debt and money market instruments with overnight maturity. There is no assurance that the investment objective of the Scheme will be realized.

Manager Biography

Anil Bamboli since 25-07-2012

Chirag Dagli since 31-07-2019

Scheme Details

Inception Date	06-02-2002
Minimum Initial	5,000
Annual Report Net Expense Ratio	0.23
NAV (Mo-End)	2,961.11
Exit Fee	0.00

Portfolio Characteristics

Modified Duration	0.01
Avg Eff Maturity	0.01
Yield to Maturity	5.33

HDFC Overnight Gr - Snapshot

Total Ret Annlzd 3 Yr (Mo-End)	5.66
Std Dev 3 Yr (Mo-End)	0.24
Alpha 3 Yr (Mo-End)	0.39
Beta 3 Yr (Mo-End)	0.54
Sharpe Ratio 3 Yr (Mo-End)	11.59
Tracking Error 3 Yr (Mo-End)	0.18

Past performance is not a guarantee of future returns. The value of investments may fall as well as rise and investors may not get back the full amount invested. Any decision to invest should be based on a full reading of the offer document. In case of any discrepancy between this sheet and the offer document in force, the offer document shall prevail.

Portfolio Date: 30-04-2020

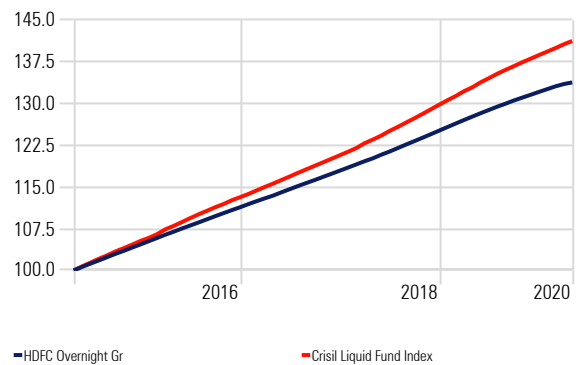
Trailing Returns

Calculation Benchmark: Crisil Liquid Fund Index

	Inv	Bmk1
6 Months	2.07	2.77
1 Years	4.82	6.27
2 Years	5.53	6.95
3 Years	5.66	6.91
5 Years	6.00	7.15

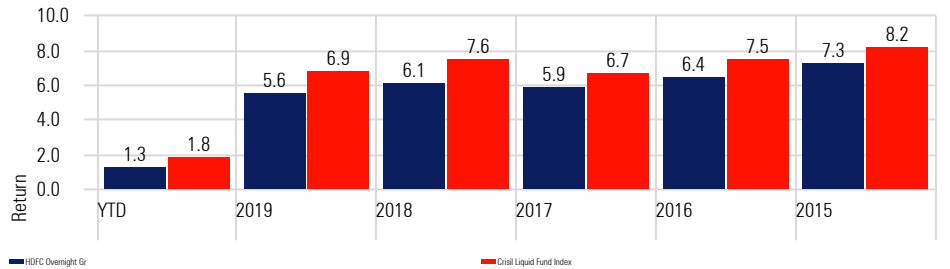
Investment Growth

Time Period: 01-05-2015 to 30-04-2020



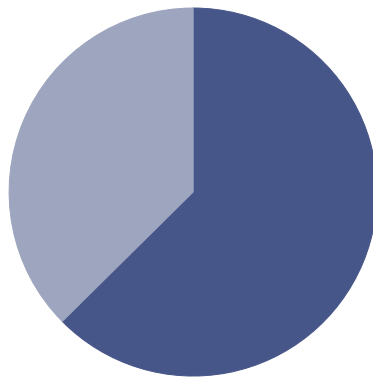
Returns

Calculation Benchmark: Crisil Liquid Fund Index



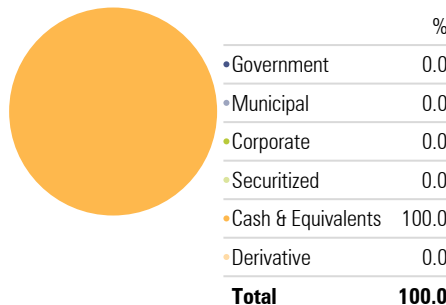
Portfolio Holdings

Portfolio Date: 30-04-2020



Portfolio Allocation

Portfolio Date: 30-04-2020



Credit Quality

Portfolio Date: 30-04-2014

