

Axis Short Term Gr

Category Debt - Short Duration Fund

Suggested Horizon 18 Months and above

Investment Objective

To generate stable returns with a low risk strategy while maintaining liquidity through a portfolio comprising of debt and money market instruments. However, there can be no assurance that the investment objective of the scheme will be achieved.

Manager Biography

Devang Shah since 05-11-2012

Scheme Details

Inception Date	22-01-2010
Minimum Initial	5,000
Annual Report Net Expense Ratio	0.95
NAV (Mo-End)	22.20
Exit Fee	0.00

Portfolio Characteristics

Modified Duration	2.30
Avg Eff Maturity	2.90
Yield to Maturity	7.04

Axis Short Term Gr - Operations

Std Dev 3 Yr (Mo-End)	1.39
Beta 3 Yr (Mo-End)	0.92
Sharpe Ratio 3 Yr (Mo-End)	2.93
Information Ratio 3 Yr (Mo-End)	-0.74

Past performance is not a guarantee of future returns. The value of investments may fall as well as rise and investors may not get back the full amount invested. Any decision to invest should be based on a full reading of the offer document. In case of any discrepancy between this sheet and the offer document in force, the offer document shall prevail.

Portfolio Date: 30-04-2020

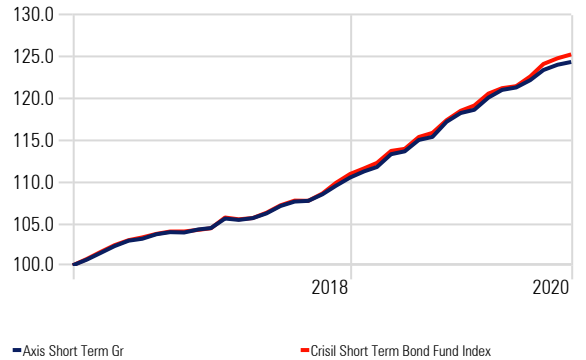
Trailing Returns

Display Benchmark 1: Crisil Short Term Bond Fund Index Display Benchmark 2:

	Inv	Bmk1
3 Months	1.89	2.19
6 Months	4.23	4.52
1 Year	9.22	9.82
2 Years	8.24	9.19
3 Years	8.99	9.34
5 Years	8.41	8.39

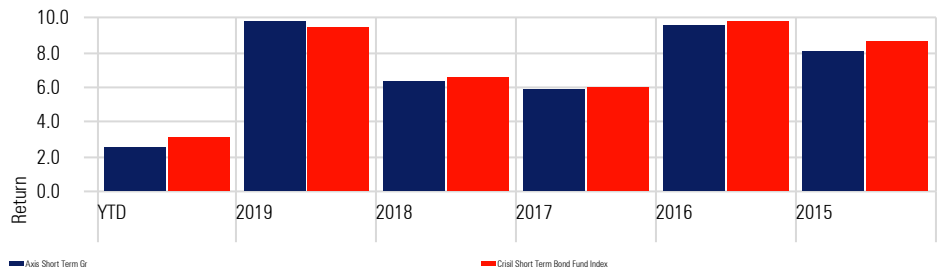
Investment Growth

Time Period: 01-05-2017 to 30-04-2020



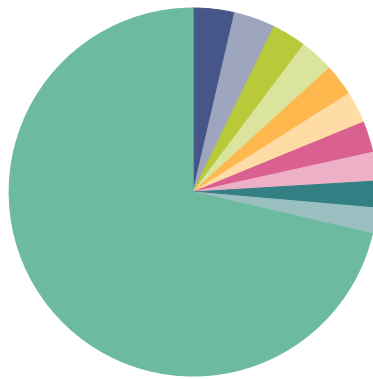
Returns

Calculation Benchmark: Crisil Short Term Bond Fund Index



Portfolio Holdings

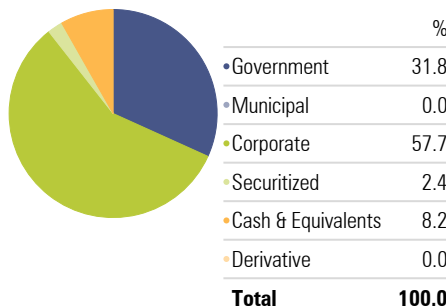
Portfolio Date: 30-04-2020



	%
INDIA GRID TRUST	3.6
GOVT STOCK	3.6
State Bank Of India	3.0
National Highways Authority Of India	3.0
SMALL INDUSTRIES DEVELOPMENT BANK OF INDIA	2.8
Indian Railway Finance Corporation Limited	2.8
National Bank For Agriculture And Rural Development	2.7
State Bank Of India	2.5
Bajaj Finance Limited	2.3
LIC Housing Finance Limited	2.3
Other	71.4
Total	100.0

Portfolio Allocation

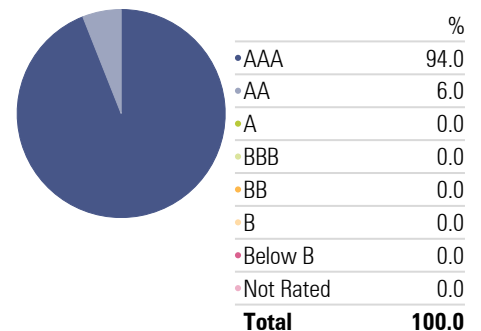
Portfolio Date: 30-04-2020



	%
Government	31.8
Municipal	0.0
Corporate	57.7
Securitized	2.4
Cash & Equivalents	8.2
Derivative	0.0
Total	100.0

Credit Quality

Portfolio Date: 30-04-2020



	%
AAA	94.0
AA	6.0
A	0.0
BBB	0.0
BB	0.0
B	0.0
Below B	0.0
Not Rated	0.0
Total	100.0