

HDFC S/T Debt Gr

Category Debt - Short Duration Fund

Suggested Horizon 18 Months and above

Investment Objective

To generate income / capital appreciation through investments in Debt and Money Market Instruments. There is no assurance that the investment objective of the Scheme will be realized.

Manager Biography

Anil Bamboli since 25-06-2010

Chirag Dagli since 31-07-2019

Scheme Details

Inception Date	25-06-2010
Minimum Initial	5,000
Annual Report Net Expense Ratio	0.40
NAV (Mo-End)	22.61
Exit Fee	0.00

Portfolio Characteristics

Modified Duration	2.60
Avg Eff Maturity	3.36
Yield to Maturity	7.81

HDFC S/T Debt Gr - Operations

Std Dev 3 Yr (Mo-End)	1.32
Beta 3 Yr (Mo-End)	0.85
Sharpe Ratio 3 Yr (Mo-End)	3.25
Information Ratio 3 Yr (Mo-End)	-0.17

Past performance is not a guarantee of future returns. The value of investments may fall as well as rise and investors may not get back the full amount invested. Any decision to invest should be based on a full reading of the offer document. In case of any discrepancy between this sheet and the offer document in force, the offer document shall prevail.

Portfolio Date: 30-04-2020

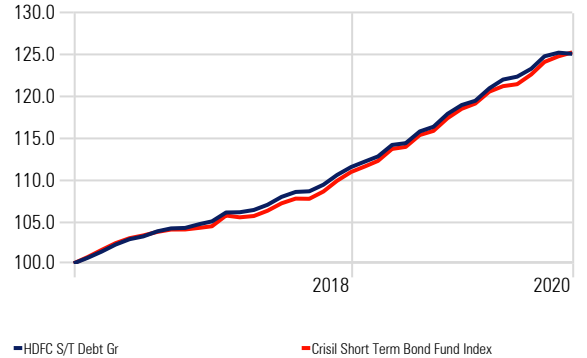
Trailing Returns

Display Benchmark 1: Crisil Short Term Bond Fund Index Display Benchmark 2:

	Inv	Bmk1
3 Months	2.11	2.19
6 Months	4.36	4.52
1 Year	9.66	9.82
2 Years	9.13	9.19
3 Years	9.43	9.34
5 Years		8.39

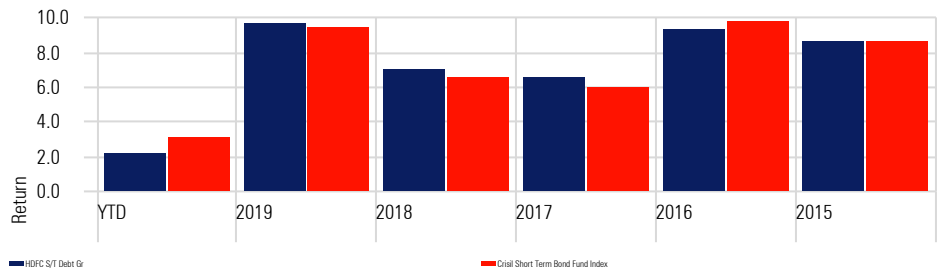
Investment Growth

Time Period: 01-05-2017 to 30-04-2020



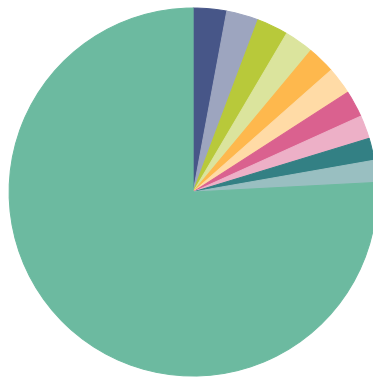
Returns

Calculation Benchmark: Crisil Short Term Bond Fund Index



Portfolio Holdings

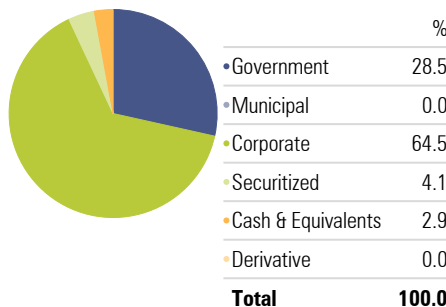
Portfolio Date: 30-04-2020



	%
Housing Development Finance Corporation Limited	2.9
Indirafraviv Trust	2.8
State Bank Of India	2.7
Tata Sons Limited	2.6
Mobil Trust Series 10 (PTC of pools from Shriram City Union Finance Ltd.)	2.4
Rural Electrification Corporation Limited	2.4
State Bank Of India	2.4
NATIONAL BANK FOR AGRICULTURE AND RURAL DEVELOPMENT	2.0
Power Finance Corporation Ltd.	1.9
7.59% Govt Stock 2026	1.9
Other	75.8
Total	100.0

Portfolio Allocation

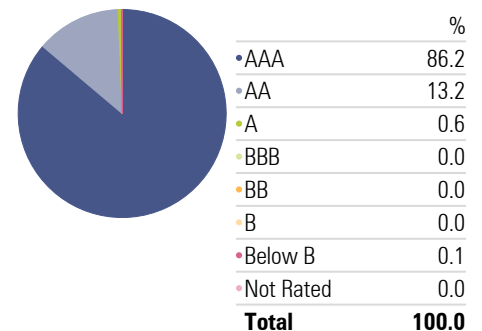
Portfolio Date: 30-04-2020



	%
Government	28.5
Municipal	0.0
Corporate	64.5
Securitized	4.1
Cash & Equivalents	2.9
Derivative	0.0
Total	100.0

Credit Quality

Portfolio Date: 30-04-2020



	%
AAA	86.2
AA	13.2
A	0.6
BBB	0.0
BB	0.0
B	0.0
Below B	0.1
Not Rated	0.0
Total	100.0