

Invesco India Growth Opp Gr

Investment Objective

To generate capital appreciation from a diversified portfolio of predominantly Equity and Equity Related Instruments of Large and Midcap companies.

Manager Biography

Taher Badshah since 10-01-2017

Operations

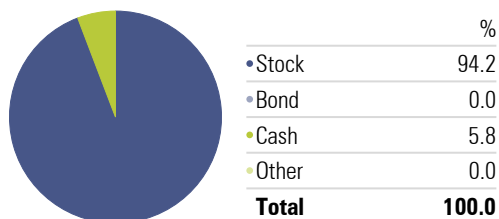
Inception Date	09-08-2007
Minimum Initial	1,000
Annual Report Net Expense Ratio	2.16
Turnover Ratio %	20.25
NAV (Mo-End)	30.32

Risk Reward

Std Dev	20.42
Alpha	1.63
Sharpe Ratio	0.11
Treynor Ratio	0.14
R-Squared	96.39

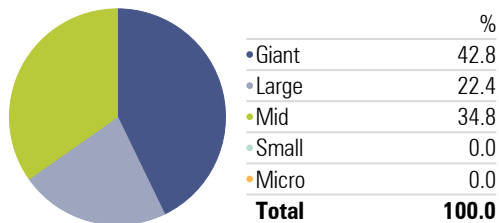
Asset Allocation

Portfolio Date: 30-04-2020



Market Capitalization

Portfolio Date: 30-04-2020



Past performance is not a guarantee of future returns. The value of investments may fall as well as rise and investors may not get back the full amount invested. Any decision to invest should be based on a full reading of the offer document. In case of any discrepancy between this sheet and the offer document in force, the offer document shall prevail.

Portfolio Date: 30-04-2020

Category Equity - Large & Mid Cap

Suggested Horizon 3 Years and above

Trailing Returns

Period	Inv	Bmk1
3 months	-17.59	-18.75
6 months	-16.40	-17.30
1 Year	-11.24	-17.09
2 Years	-5.62	-8.14
3 Years	3.45	-0.82
5 Years	6.01	3.49

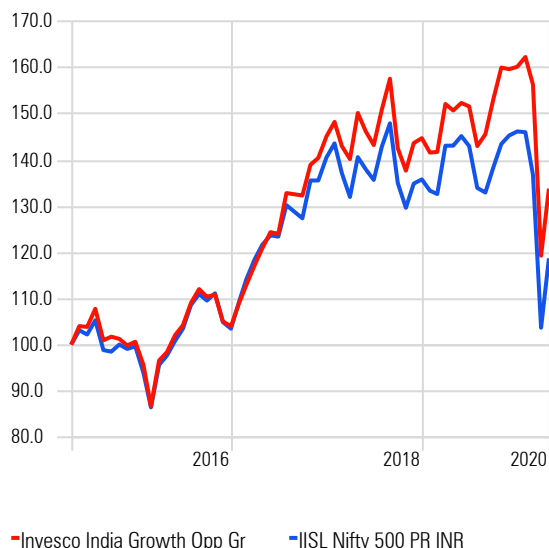
Drawdown

Time Period: 01-05-2017 to 30-04-2020

	Inv	Bmk1
Max Drawdown	-26.56	-29.98
Max Drawdown # of Periods	2.00	19.00
Max Drawdown Peak Date	01-02-2020	01-09-2018
Max Drawdown Valley Date	31-03-2020	31-03-2020

Investment Growth

Time Period: 01-05-2015 to 30-04-2020



Leading Detractors

Time Period: 01-05-2019 to 30-04-2020

	Rescaled Weight	Return	Contribution
IndusInd Bank Ltd	1.18	-80.62	-1.63
RBL Bank Ltd	0.97	-80.68	-1.63
Axis Bank Ltd	2.42	-50.48	-1.41
Larsen & Toubro Ltd	3.51	-38.41	-1.11
Aditya Birla Fashion and Retail Ltd	2.23	-46.35	-1.07

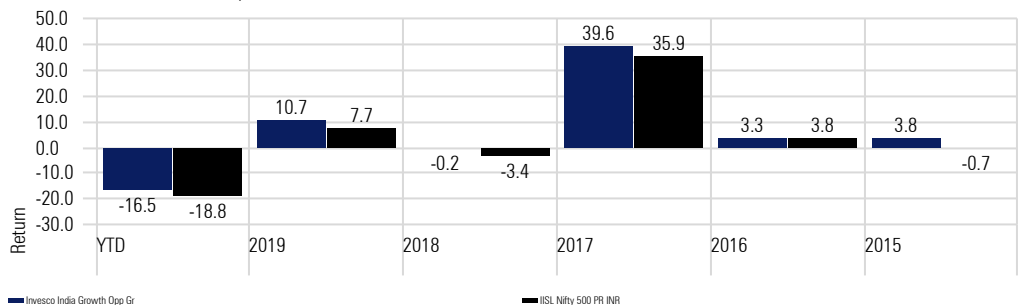
Leading Contributors

Time Period: 01-05-2019 to 30-04-2020

	Rescaled Weight	Return	Contribution
Indraprastha Gas Ltd	2.66	53.36	1.21
Ajanta Pharma Ltd	1.99	52.03	0.90
Bharti Airtel Ltd	1.75	47.45	0.83
Whirlpool of India Ltd	1.85	48.64	0.71
Hindustan Unilever Ltd	2.35	23.48	0.59

Returns

Calculation Benchmark: IISL Nifty 500 PR INR



Sector Allocation

Portfolio Date: 30-04-2020

Basic Materials %	4.47
Consumer Cyclical %	12.57
Financial Services %	30.23
Real Estate %	1.12
Consumer Defensive %	7.45
Healthcare %	9.78
Utilities %	5.48
Communication Services %	3.04
Energy %	7.69
Industrials %	7.08
Technology %	11.08

Portfolio Holdings

Portfolio Date: 30-04-2020

