

Nippon India Large Cap Gr

Investment Objective

The primary investment objective of the scheme is to seek to generate long term capital appreciation by investing predominantly into equity and equity related instruments of large cap companies. The secondary objective is to generate consistent returns by investing in debt, money market securities, REITs and InvITs. However, there can be no assurance that the investment objective of the Scheme will be realized.

Manager Biography

Sailesh Raj Bhan since 8/8/2007

Operations

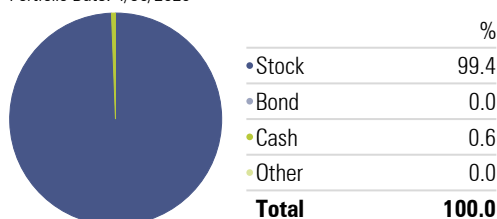
Inception Date	8/8/2007
Minimum Initial	100
Annual Report Net Expense Ratio	2.28
Turnover Ratio %	73.91
NAV (Mo-End)	27.24

Risk Reward

Std Dev	22.30
Alpha	-3.27
Sharpe Ratio	-0.09
Treynor Ratio	-4.43
R-Squared	94.69

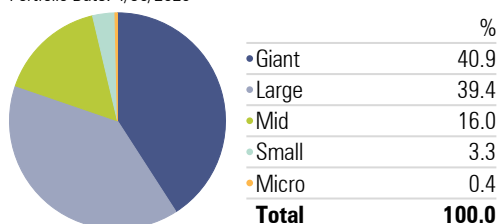
Asset Allocation

Portfolio Date: 4/30/2020



Market Capitalization

Portfolio Date: 4/30/2020



Past performance is not a guarantee of future returns. The value of investments may fall as well as rise and investors may not get back the full amount invested. Any decision to invest should be based on a full reading of the offer document. In case of any discrepancy between this sheet and the offer document in force, the offer document shall prevail.

Portfolio Date: 4/30/2020

Category Equity - Largecap

Suggested Horizon 3 Years and above

Trailing Returns

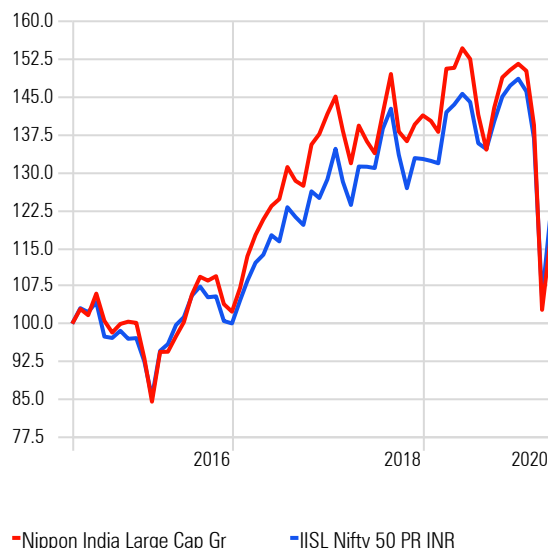
Period	Inv	Bmk1
3 months	-22.93	-17.57
6 months	-22.26	-16.99
1 Year	-23.24	-16.07
2 Years	-8.85	-4.18
3 Years	-1.38	1.95
5 Years	2.98	3.80

Drawdown

	Inv	Bmk1
Max Drawdown	-33.63	-28.82
Max Drawdown # of Periods	10.00	3.00
Max Drawdown Peak Date	6/1/2019	1/1/2020
Max Drawdown Valley Date	3/31/2020	3/31/2020

Investment Growth

Time Period: 5/1/2015 to 4/30/2020



Leading Detractors

Time Period: 5/1/2019 to 4/30/2020

	Rescaled Weight	Return	Contribution
ITC Ltd	5.65	-38.37	-2.49
Bank of Baroda	3.41	-57.66	-2.45
State Bank of India	7.95	-38.48	-2.37
Tata Motors Ltd	2.57	-56.41	-1.94
Larsen & Toubro Ltd	6.23	-31.57	-1.91

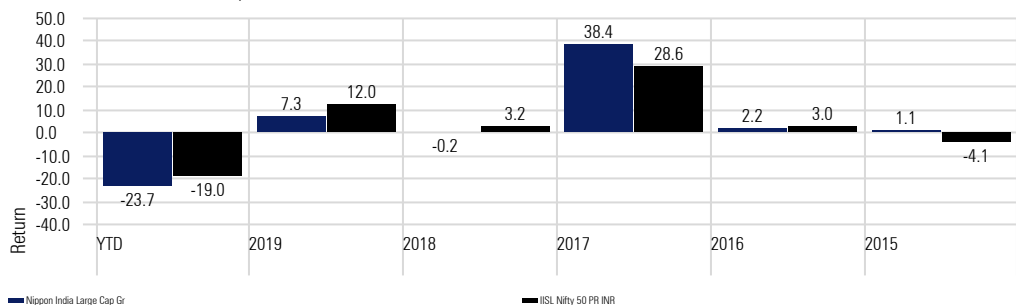
Leading Contributors

Time Period: 5/1/2019 to 4/30/2020

	Rescaled Weight	Return	Contribution
Bharti Airtel Ltd	2.64	60.41	0.97
Divi's Laboratories Ltd	2.79	35.88	0.83
HDFC Life Insurance Co Ltd	0.82	48.69	0.79
Bharat Petroleum Corp Ltd	2.16	6.26	0.31
Honeywell Automation India Ltd	1.67	19.66	0.28

Returns

Calculation Benchmark: IISL Nifty 50 PR INR



Sector Allocation

Portfolio Date: 4/30/2020

Basic Materials %	4.11
Consumer Cyclical %	11.37
Financial Services %	26.66
Real Estate %	0.00
Consumer Defensive %	9.38
Healthcare %	6.73
Utilities %	4.82
Communication Services %	3.14
Energy %	13.15
Industrials %	11.72
Technology %	8.91

Portfolio Holdings

Portfolio Date: 4/30/2020

