

Axis Multicap Reg Gr

Investment Objective

To generate long term capital appreciation by investing in a diversified portfolio of equity and equity related instruments across market capitalization. However, there is no assurance or guarantee that the investment objective of the Scheme will be achieved.

Manager Biography

Shreyash Devalkar since 11/17/2017

Operations

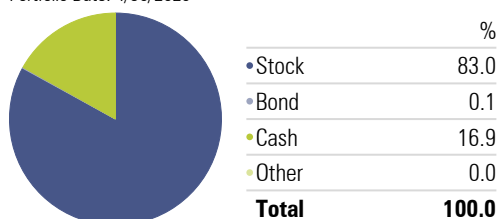
Inception Date	11/17/2017
Minimum Initial	5,000
Annual Report Net Expense Ratio	2.38
Turnover Ratio %	124.33
NAV (Mo-End)	11.22

Risk Reward

Std Dev
Alpha
Sharpe Ratio
Treynor Ratio
R-Squared

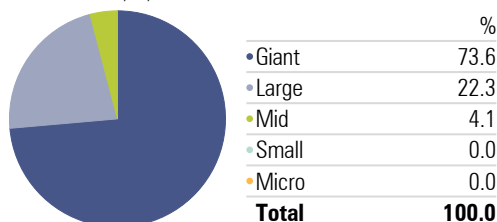
Asset Allocation

Portfolio Date: 4/30/2020



Market Capitalization

Portfolio Date: 4/30/2020



Past performance is not a guarantee of future returns. The value of investments may fall as well as rise and investors may not get back the full amount invested. Any decision to invest should be based on a full reading of the offer document. In case of any discrepancy between this sheet and the offer document in force, the offer document shall prevail.

Portfolio Date: 4/30/2020

Category Equity - Multi Cap

Suggested Horizon 3 Years and above

Trailing Returns

Period	Inv	Bmk1
3 months	-12.48	-18.75
6 months	-10.88	-17.30
1 Year	-2.35	-17.09
2 Years	2.31	-8.14
3 Years		-0.82
5 Years		3.49

Drawdown

Time Period: 5/1/2017 to 4/30/2020

	Inv	Bmk1
Max Drawdown		-29.98
Max Drawdown # of Periods		19.00
Max Drawdown Peak Date		9/1/2018
Max Drawdown Valley Date	3/31/2020	

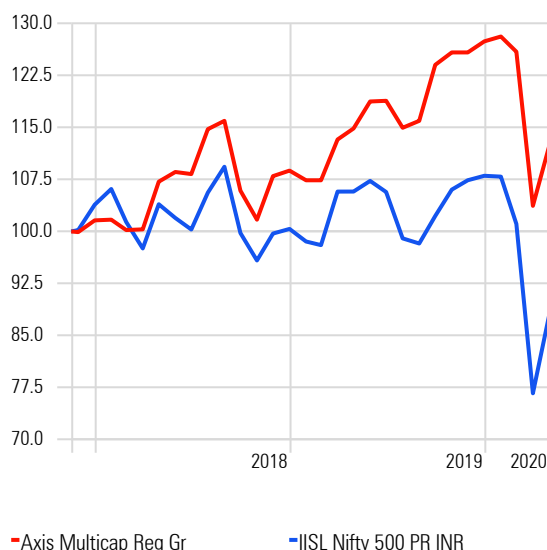
Leading Detractors

Time Period: 5/1/2019 to 4/30/2020

	Rescaled Weight	Return Contribution
Bandhan Bank Ltd	2.43	-65.75
Bajaj Finance Ltd	10.21	-24.78
Bajaj Finserv Ltd	1.42	-37.32
HDFC Bank Ltd	10.25	-12.79
Maruti Suzuki India Ltd	2.23	-27.60

Investment Growth

Time Period: 11/18/2017 to 4/30/2020



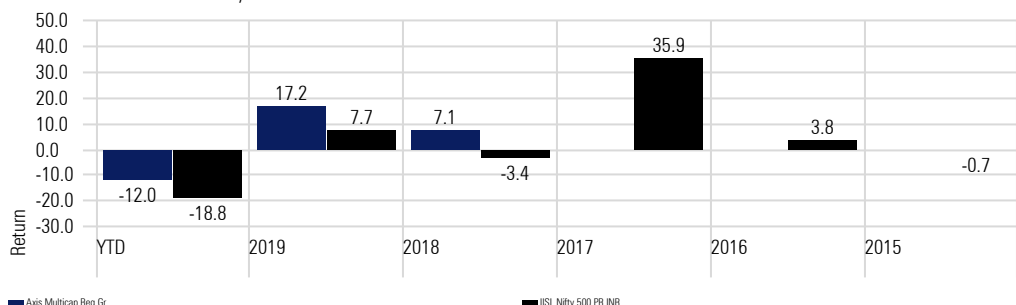
Leading Contributors

Time Period: 5/1/2019 to 4/30/2020

	Rescaled Weight	Return Contribution
Avenue Supermarts Ltd	6.82	83.74
Nestle India Ltd	4.28	67.99
Asian Paints Ltd	4.54	21.60
Hindustan Unilever Ltd	3.25	26.68
Reliance Industries Ltd	3.53	5.82

Returns

Calculation Benchmark: IISL Nifty 500 PR INR



Sector Allocation

Portfolio Date: 4/30/2020

Basic Materials %	8.47
Consumer Cyclical %	5.75
Financial Services %	37.36
Real Estate %	0.00
Consumer Defensive %	21.74
Healthcare %	6.64
Utilities %	0.00
Communication Services %	4.94
Energy %	3.52
Industrials %	1.31
Technology %	10.27

Portfolio Holdings

Portfolio Date: 4/30/2020

