

HDFC Capital Builder Value Gr

Category Equity - Value Fund

Suggested Horizon 3 Years and above

Investment Objective

To achieve capital appreciation/income in the long term by primarily investing in undervalued stocks. There is no assurance that the investment objective of the Scheme will be realized.

Manager Biography

Miten Lathia since 5/10/2012

Operations

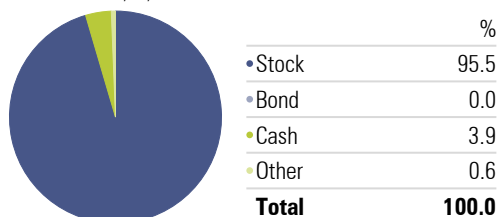
Inception Date	2/1/1994
Minimum Initial	5,000
Annual Report Net Expense Ratio	2.33
Turnover Ratio %	30.39
NAV (Mo-End)	225.05

Risk Reward

Std Dev	22.33
Alpha	-4.24
Sharpe Ratio	-0.21
Treynor Ratio	-6.90
R-Squared	97.27

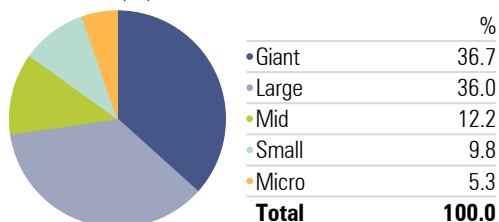
Asset Allocation

Portfolio Date: 4/30/2020



Market Capitalization

Portfolio Date: 4/30/2020



Past performance is not a guarantee of future returns. The value of investments may fall as well as rise and investors may not get back the full amount invested. Any decision to invest should be based on a full reading of the offer document. In case of any discrepancy between this sheet and the offer document in force, the offer document shall prevail.

Portfolio Date: 4/30/2020

Trailing Returns

Period	Inv	Bmk1
3 months	-20.85	-18.75
6 months	-19.86	-17.30
1 Year	-24.06	-17.09
2 Years	-13.40	-8.14
3 Years	-3.90	-0.82
5 Years	2.76	3.49

Drawdown

Time Period: 5/1/2017 to 4/30/2020

	Inv	Bmk1
Max Drawdown	-36.32	-29.98
Max Drawdown # of Periods	19.00	19.00
Max Drawdown Peak Date	9/1/2018	9/1/2018
Max Drawdown Valley Date	3/31/2020	3/31/2020

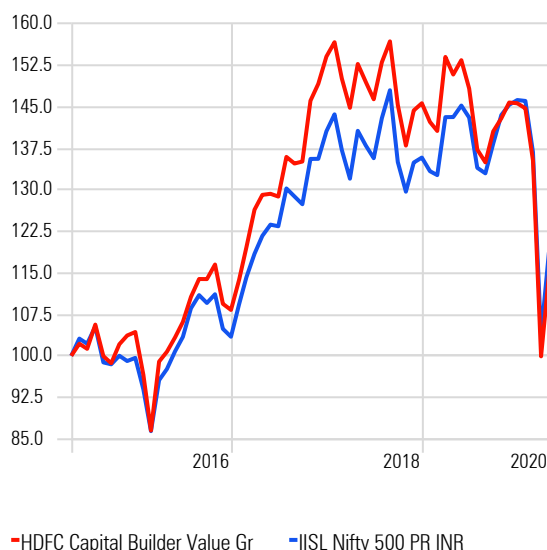
Leading Detractors

Time Period: 5/1/2019 to 4/30/2020

	Rescaled Weight	Return	Contribution
Axis Bank Ltd	6.01	-41.89	-2.46
ITC Ltd	5.02	-38.37	-2.37
IndusInd Bank Ltd	3.31	-70.63	-2.04
Yes Bank Ltd	0.71	-86.46	-1.36
GAIL (India) Ltd	2.52	-42.76	-1.31

Investment Growth

Time Period: 5/1/2015 to 4/30/2020



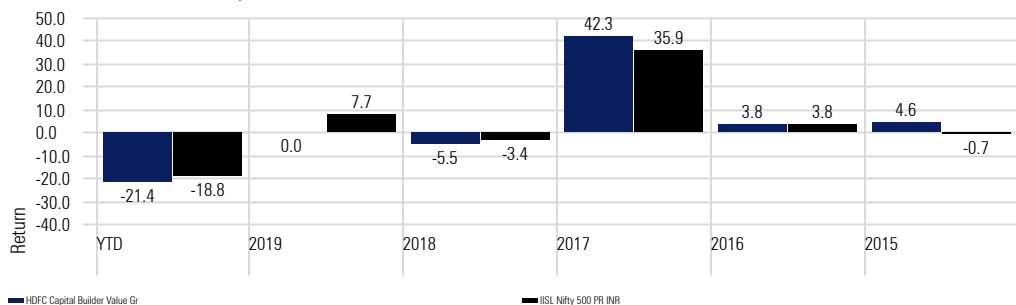
Leading Contributors

Time Period: 5/1/2019 to 4/30/2020

	Rescaled Weight	Return	Contribution
Bharat Petroleum Corp Ltd	3.05	6.26	0.93
Trent Ltd	1.14	41.93	0.54
Reliance Industries Ltd	5.39	5.82	0.52
Bharti Airtel Ltd	0.76	55.00	0.38
Max Financial Services Ltd	1.87	12.46	0.35

Returns

Calculation Benchmark: IISL Nifty 500 PR INR



Sector Allocation

Portfolio Date: 4/30/2020

Basic Materials %	10.04
Consumer Cyclical %	1.29
Financial Services %	30.32
Real Estate %	0.00
Consumer Defensive %	11.89
Healthcare %	7.49
Utilities %	4.98
Communication Services %	1.68
Energy %	10.88
Industrials %	8.87
Technology %	12.56

Portfolio Holdings

Portfolio Date: 4/30/2020

