

Axis Dynamic Equity Reg Gr

Investment Objective

To generate capital appreciation by investing in a portfolio of equity or equity linked securities while secondary objective is to generate income through investments in debt and money market instruments. It also aims to manage risk through active asset allocation. However, there is no assurance or guarantee that the investment objective of the Scheme will be achieved. The Scheme does not assure or guarantee any returns.

Manager Biography

Anupam Tiwari since 01-08-2017

Operations

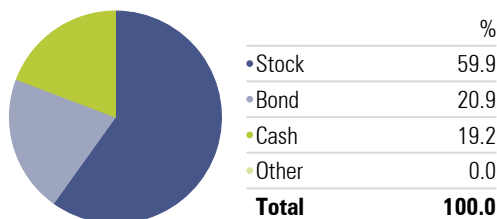
Inception Date	01-08-2017
Minimum Initial	5,000
Annual Report Net Expense Ratio	2.38
Turnover Ratio %	398.50
NAV (Mo-End)	10.73

Risk Reward

Std Dev
Sharpe Ratio
Alpha
Sharpe Ratio
Treynor Ratio
R-Squared

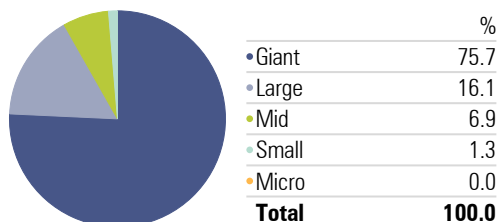
Asset Allocation

Portfolio Date: 30-04-2020



Market Capitalization

Portfolio Date: 30-04-2020



Past performance is not a guarantee of future returns. The value of investments may fall as well as rise and investors may not get back the full amount invested. Any decision to invest should be based on a full reading of the offer document. In case of any discrepancy between this sheet and the offer document in force, the offer document shall prevail.

Portfolio Date: 30-04-2020

Category Hybrid - Balanced Advantage

Trailing Returns

Period	Inv	Bmk1
3 months	-5.63	-11.72
6 months	-5.13	-10.81
1 Year	-2.45	-6.41
2 Years	0.56	1.77
3 Years		5.15
5 Years		5.20

Drawdown

Time Period: 01-05-2017 to 30-04-2020

	Inv	Bmk1
Max Drawdown		-18.44
Max Drawdown # of Periods		3.00
Max Drawdown Peak Date		01-01-2020
Max Drawdown Valley Date		31-03-2020

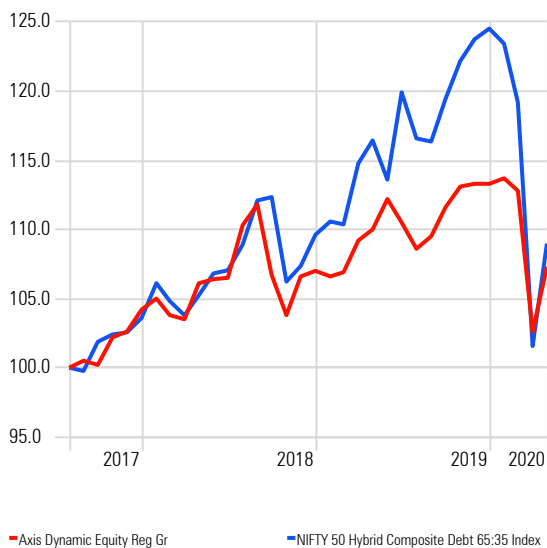
Leading Detractors

Time Period: 01-05-2019 to 30-04-2020

	Rescaled Weight	Return	Contribution
Bajaj Finance Ltd	6.34	-24.78	-1.79
Bandhan Bank Ltd	1.04	-37.64	-1.57
HDFC Bank Ltd	8.50	-12.79	-1.55
Mahindra & Mahindra Financial Services Ltd	1.73	-57.80	-1.51
TCNS Clothing Co Ltd	1.41	-52.05	-0.99

Investment Growth

Time Period: 02-08-2017 to 30-04-2020



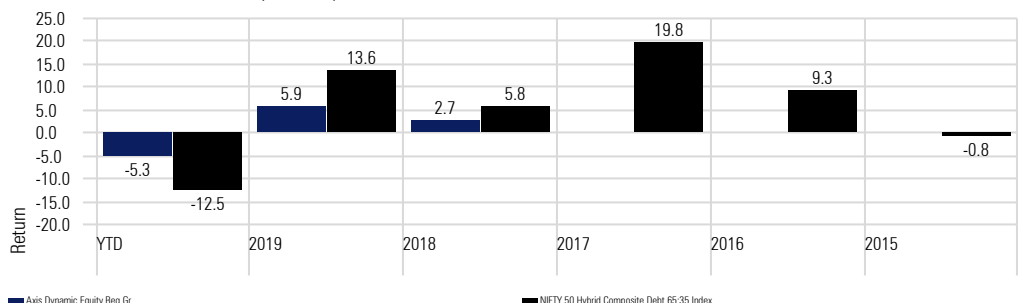
Leading Contributors

Time Period: 01-05-2019 to 30-04-2020

	Rescaled Weight	Return	Contribution
Nestle India Ltd	3.79	67.99	2.02
Asian Paints Ltd	5.11	21.60	0.76
Ipca Laboratories Ltd	0.92	70.69	0.74
Hindustan Unilever Ltd	3.33	26.68	0.65
Reliance Industries Ltd	11.18	5.82	0.63

Returns

Calculation Benchmark: NIFTY 50 Hybrid Composite Debt 65:35 Index



Sector Allocation

Portfolio Date: 30-04-2020

Basic Materials %	10.44
Consumer Cyclical %	3.31
Financial Services %	39.56
Real Estate %	0.00
Consumer Defensive %	16.19
Healthcare %	3.82
Utilities %	0.00
Communication Services %	3.29
Energy %	8.52
Industrials %	2.16
Technology %	12.71

Portfolio Holdings

Portfolio Date: 30-04-2020

