

# HDFC Equity Savings Gr

## Investment Objective

To provide capital appreciation by investing in Equity & equity related instruments, Arbitrage opportunities, and Debt & money market instruments. There is no assurance that the investment objective of the scheme will be realized.

## Manager Biography

Anil Bamboli since 17-08-2005

## Operations

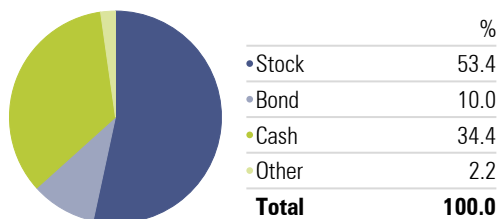
Inception Date	17-09-2004
Minimum Initial	5,000
Annual Report Net Expense Ratio	2.00
Turnover Ratio %	35.95
NAV (Mo-End)	34.72

## Risk Reward

Std Dev	8.03
Sharpe Ratio	-0.15
Alpha	
Sharpe Ratio	-0.15
Treynor Ratio	
R-Squared	

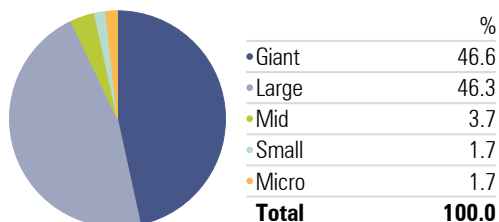
## Asset Allocation

Portfolio Date: 30-04-2020



## Market Capitalization

Portfolio Date: 30-04-2020



Past performance is not a guarantee of future returns. The value of investments may fall as well as rise and investors may not get back the full amount invested. Any decision to invest should be based on a full reading of the offer document. In case of any discrepancy between this sheet and the offer document in force, the offer document shall prevail.

Portfolio Date: 30-04-2020

# Category Hybrid - Equity Savings

## Trailing Returns

Period	Inv	Bmk1
3 months	-7.49	-11.72
6 months	-6.90	-10.81
1 Year	-5.77	-6.41
2 Years	-0.46	1.77
3 Years	1.73	5.15
5 Years	5.98	5.20

## Drawdown

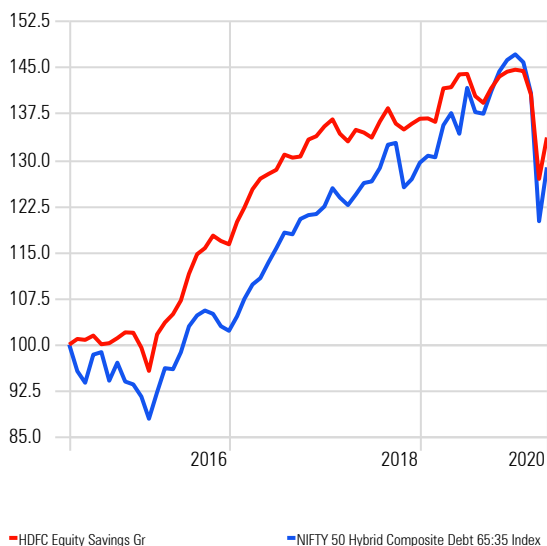
Time Period: 01-05-2017 to 30-04-2020		
	Inv	Bmk1
Max Drawdown	-12.28	-18.44
Max Drawdown # of Periods	3.00	3.00
Max Drawdown Peak Date	01-01-2020	01-01-2020
Max Drawdown Valley Date	31-03-2020	31-03-2020

## Leading Detractors

Time Period: 01-05-2019 to 30-04-2020		
	Rescaled Weight	Return Contribution
State Bank of India	5.24	-38.48
NTPC Ltd	5.95	-26.64
Larsen & Toubro Ltd	4.69	-31.57
Tata Steel Ltd	2.90	-44.99
GAIL (India) Ltd	2.00	-42.76

## Investment Growth

Time Period: 01-05-2015 to 30-04-2020

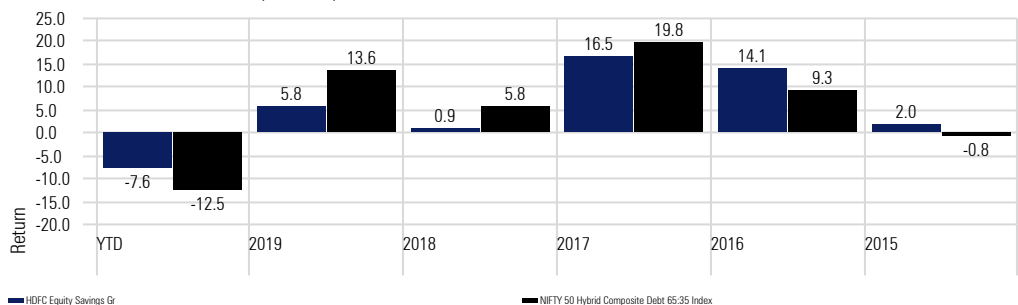


## Leading Contributors

Time Period: 01-05-2019 to 30-04-2020		
	Rescaled Weight	Return Contribution
Dr Reddy's Laboratories Ltd	1.88	35.19
Reliance Industries Ltd	7.74	5.82
Lupin Ltd	0.13	21.19
Tata Consumer Products Ltd	0.18	120.86
Sun Pharmaceuticals Industries Ltd	2.06	2.89

## Returns

Calculation Benchmark: NIFTY 50 Hybrid Composite Debt 65:35 Index



## Sector Allocation

Portfolio Date: 30-04-2020

Basic Materials %	8.42
Consumer Cyclical %	3.67
Financial Services %	33.03
Real Estate %	0.35
Consumer Defensive %	5.61
Healthcare %	10.62
Utilities %	10.37
Communication Services %	1.21
Energy %	9.88
Industrials %	8.44
Technology %	8.39

## Portfolio Holdings

Portfolio Date: 30-04-2020

