

ICICI Pru Equity Savings Gr

Investment Objective

The Scheme seeks to generate regular income through investments in fixed income securities and using arbitrage and other derivative strategies. The Scheme also intends to generate long-term capital appreciation by investing a portion of the Scheme's assets in equity and equity related instruments

Manager Biography

Sankaran Naren since 12/5/2014

Operations

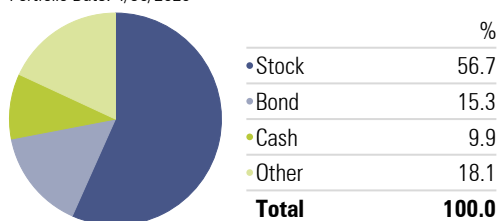
Inception Date	12/5/2014
Minimum Initial	5,000
Annual Report Net Expense Ratio	1.42
Turnover Ratio %	90.43
NAV (Mo-End)	13.45

Risk Reward

Std Dev	8.91
Sharpe Ratio	0.06
Alpha	
Sharpe Ratio	0.06
Treynor Ratio	
R-Squared	

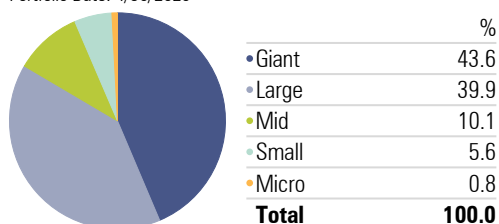
Asset Allocation

Portfolio Date: 4/30/2020



Market Capitalization

Portfolio Date: 4/30/2020



Past performance is not a guarantee of future returns. The value of investments may fall as well as rise and investors may not get back the full amount invested. Any decision to invest should be based on a full reading of the offer document. In case of any discrepancy between this sheet and the offer document in force, the offer document shall prevail.

Portfolio Date: 4/30/2020

Category Hybrid - Equity Savings

Trailing Returns

Period	Inv	Bmk1
3 months	-9.37	-11.72
6 months	-6.92	-10.81
1 Year	-2.54	-6.41
2 Years	1.91	1.77
3 Years	3.42	5.15
5 Years	5.79	5.20

Drawdown

Time Period: 5/1/2017 to 4/30/2020

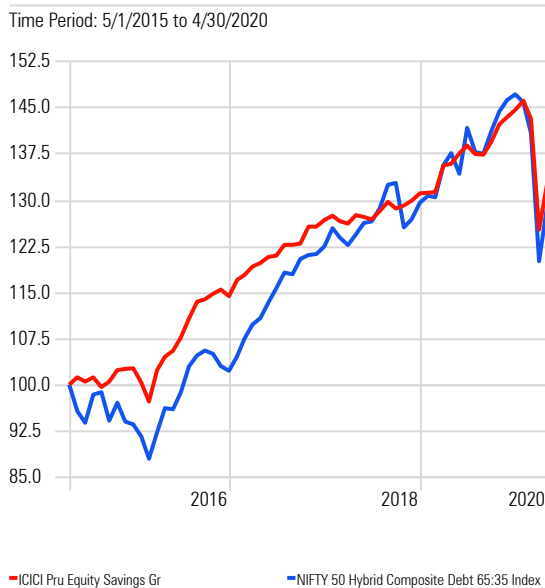
	Inv	Bmk1
Max Drawdown	-14.35	-18.44
Max Drawdown # of Periods	2.00	3.00
Max Drawdown Peak Date	2/1/2020	1/1/2020
Max Drawdown Valley Date	3/31/2020	3/31/2020

Leading Detractors

Time Period: 5/1/2019 to 4/30/2020

	Rescaled Weight	Return	Contribution
State Bank of India	4.09	-38.48	-1.78
Axis Bank Ltd	4.45	-41.89	-1.63
NTPC Ltd	6.16	-26.64	-1.48
ITC Ltd	3.27	-38.37	-1.47
Tata Motors Ltd	1.85	-56.41	-1.40

Investment Growth



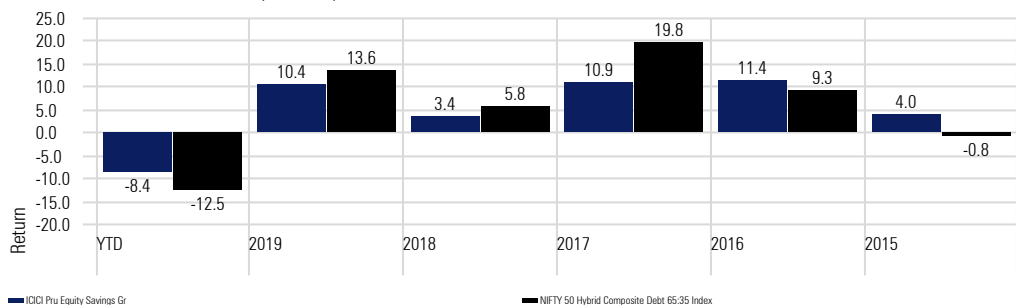
Leading Contributors

Time Period: 5/1/2019 to 4/30/2020

	Rescaled Weight	Return	Contribution
Bharti Airtel Ltd	3.81	60.41	1.35
Tata Chemicals Ltd	3.71	14.96	0.83
Tata Consumer Products Ltd	1.09	69.64	0.53
Asian Paints Ltd	0.58	21.20	0.32
Hindustan Unilever Ltd	1.23	26.68	0.29

Returns

Calculation Benchmark: NIFTY 50 Hybrid Composite Debt 65:35 Index



Sector Allocation

Portfolio Date: 4/30/2020

Basic Materials %	7.12
Consumer Cyclical %	8.96
Financial Services %	26.78
Real Estate %	0.36
Consumer Defensive %	9.92
Healthcare %	4.44
Utilities %	12.51
Communication Services %	11.40
Energy %	2.59
Industrials %	5.48
Technology %	10.43

Portfolio Holdings

