

Kotak Equity Savings Reg Gr

Investment Objective

The investment objective of the scheme is to generate capital appreciation and income by predominantly investing in arbitrage opportunities in the cash and derivatives segment of the equity market, and enhance returns with a moderate exposure in equity & equity related instruments. There is no assurance or guarantee that the investment objective of the scheme will be achieved.

Manager Biography

Harish Krishnan since 09-05-2019

Operations

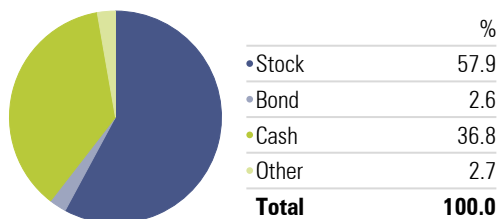
Inception Date	13-10-2014
Minimum Initial	5,000
Annual Report Net Expense Ratio	2.14
Turnover Ratio %	695.29
NAV (Mo-End)	14.33

Risk Reward

Std Dev	7.94
Sharpe Ratio	0.27
Alpha	
Sharpe Ratio	0.27
Treynor Ratio	
R-Squared	

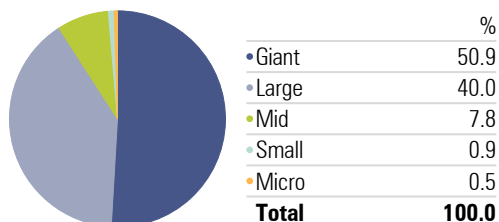
Asset Allocation

Portfolio Date: 30-04-2020



Market Capitalization

Portfolio Date: 30-04-2020



Past performance is not a guarantee of future returns. The value of investments may fall as well as rise and investors may not get back the full amount invested. Any decision to invest should be based on a full reading of the offer document. In case of any discrepancy between this sheet and the offer document in force, the offer document shall prevail.

Portfolio Date: 30-04-2020

Category Hybrid - Equity Savings

Trailing Returns

Period	Inv	Bmk1
3 months	-4.29	-11.72
6 months	-2.92	-10.81
1 Year	0.30	-6.41
2 Years	3.08	1.77
3 Years	5.18	5.15
5 Years	6.25	5.20

Drawdown

Time Period: 01-05-2017 to 30-04-2020

	Inv	Bmk1
Max Drawdown	-10.77	-18.44
Max Drawdown # of Periods	2.00	3.00
Max Drawdown Peak Date	01-02-2020	01-01-2020
Max Drawdown Valley Date	31-03-2020	31-03-2020

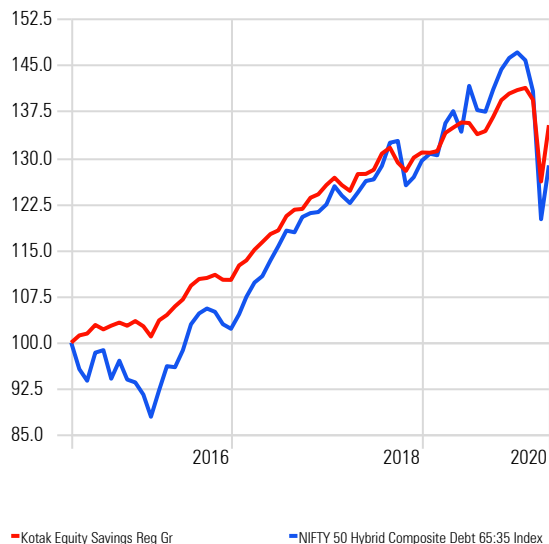
Leading Detractors

Time Period: 01-05-2019 to 30-04-2020

	Rescaled Weight	Return Contribution
Punjab National Bank	1.74	-61.85
Axis Bank Ltd	2.80	-41.89
State Bank of India	1.90	-38.48
ITC Ltd	2.12	-38.37
Larsen & Toubro Ltd	1.56	-31.57

Investment Growth

Time Period: 01-05-2015 to 30-04-2020



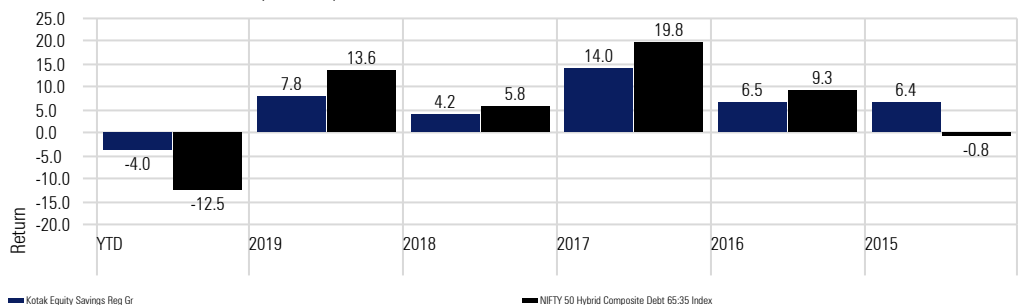
Leading Contributors

Time Period: 01-05-2019 to 30-04-2020

	Rescaled Weight	Return Contribution
Reliance Industries Ltd	9.68	20.71
Hindustan Unilever Ltd	2.70	26.68
Bharti Airtel Ltd	1.37	60.41
Nestle India Ltd	1.09	67.99
Indraprastha Gas Ltd	0.64	53.36

Returns

Calculation Benchmark: NIFTY 50 Hybrid Composite Debt 65:35 Index



Sector Allocation

Portfolio Date: 30-04-2020

Basic Materials %	14.62
Consumer Cyclical %	8.39
Financial Services %	31.57
Real Estate %	0.04
Consumer Defensive %	6.12
Healthcare %	3.93
Utilities %	6.20
Communication Services %	3.09
Energy %	14.62
Industrials %	3.69
Technology %	7.73

Portfolio Holdings

Portfolio Date: 30-04-2020

